中国 • 内江庆隆机床
NEIJIANG QINGLONG MACHINE TOOL

中国 • 内江庆隆机床
Neijiang Qinglong Machine Tool

誠信 • 創新 • 服務 • 高效

金属成型&金属切削
METAL FORMING&METAL CUTTING

四川省内江庆隆机床有限公司
地址：四川省内江市市中区乐贤大道318号
电话:0832-2117243（压力机床）0832-2192826(齿轮机床)
传真:0832-2038849 2117122
网址:www. scqljc. com
E-mail:scqinglong@126.com

SICHUAN NEIJIANG QINGLONG MACHINE TOOL CO.,LTD.
#318,Lexian Avenue, Shizhong District,Neijiang City,
Sichuan Province,China
TEL:0832-2117243
FAX:0832-2038849 2117122
WEB:www.scqljc.com
E-mail:scqinglong@126.com

税号：91511002709015701G
开户行：中行内江江华街支行
帐号：122583628813
行号：104663045308
邮编：641000

技术参数如有改动，恕不另行通知
Machine tool technical parameters are subject to change without prior notice

版权所有：四川省内江庆隆机床，仿冒必究
COPYRIGHT OWNER:SICHUAN PROVINCE NEIJIANG QINGLONG MACHINE TOOL CL. , LTD.

四川省内江庆隆机床有限公司
SICHUAN NEIJIANG QINGLONG MACHINE TOOL CO.,LTD.

公 司 简 介

四川省内江庆隆机床有限公司，成立于1999年，于2012年获得国家级“高新技术企业”、“技术创新企业”，位于四川省内江市“工业集中开发区”，占地20000多平方米，拥有各类大、中高精密设备百余台，员工近300人。

四川内江庆隆属于重庆锻压行业协会理事单位,已通过《GB/T19001-2016/ISO9001:2015》质量管理体系认证。庆隆机床人才济济，检测手段先进，设备精良，管理规范。从事技术研发人员28人，可根据用户需求研发各种压力机产品，已与知名企业及大专院校建立了广泛的合作关系。内江庆隆已获二十余项专利技术。每年省质监局抽查产品均符合一等品标准。

四川内江庆隆拥有四大产品系列：压力机系列（NPA高精密单曲轴开式钢架压力机系列、NPC高精密双曲轴开式钢架压力机系列、NPM高精密双曲轴龙门式钢架压力机系列、NPT2系列高精密闭式双点偏心齿轮式压力机、JM31系列龙门式单曲轴高性能压力机,JH21系列高性能压力机系列、J21、J23、J21S、JD31系列普通压力机）、油压机系列（Y34、Y32、Y30、Y28、Y27系列油压机）、齿轮加工机床系列（数控锥齿轮研齿机、普通锥齿轮研齿机、数控检查机、普通检查机、数控刨齿机、普通刨齿机、数控铣齿机、普通铣齿机、刃磨机）和高精密夹具刀具系列（铣齿类、磨齿类、检查类、研齿类、滚齿类、钻磨镗磨和各种加工中心自动液压及气动自动夹具）。产品远销全国各地及东南亚、中亚、东欧、南美等地。

COMPANY INTRODUCTION

Sichuan Neijiang Qinglong Machine Tool Co., Ltd., established in 1999, has obtained the national "high-tech enterprise" and "technology innovation enterprise" in 2012. It is located in the "industrial concentration development zone" of Neijiang, Sichuan Province. It covers more than 20,000 square meters. It has more than 100 large and medium-precision equipment and nearly 300 employees.

Sichuan Neijiang Qinglong is the director of Chongqing forging Industry Association, has passed the GB/T19001-2016/ISO9001:2015 quality management system certification. Qinglong machine tools are talented, advanced testing means, sophisticated equipment, management norms. There are 28 technical R & D personnel who can develop all kinds of press products according to the needs of users, and have established extensive cooperation with well-known enterprises and colleges and universities. Neijiang Qinglong has obtained more than 20 patents. Every year the provincial quality supervision bureau spot-checks the product to meet the first-class product standard.

Sichuan Neijiang Qinglong has four major product series: press series (NPA high precision single crankshaft C frame press series, NPC high precision double crankshaft C frame press series, NPM high precision double crankshaft press series, NPT2 Series High Precision H frame 2 points eccentric gear press machine, JM31 series single crankshaft high performance press, JH21 series high performance press series, J21, J23, J21S, JD31 series ordinary press), hydraulic press series (Y34, Y32, Y30, Y28, Y27 series hydraulic press), Gear cutting machines (CNC bevel gear lapping machine, common bevel gear lapping machine, CNC bevel gear inspection machine, normal inspection machine, CNC straight bevel gear generator, normal straight bevel gear generator, CNC twin-head straight bevel gear cutting machine, normal twin-head straight bevel gear cutting machine, cutter sharpener) and fixture (for gear hobber, gear generator, gear grinder, gear tester.etc,other drill machine, milling machine,other machine center hydraulic &pneumatic automatic fixtures). The products are sold to all parts of the country and Southeast Asia, Central Asia, Eastern Europe and South America.

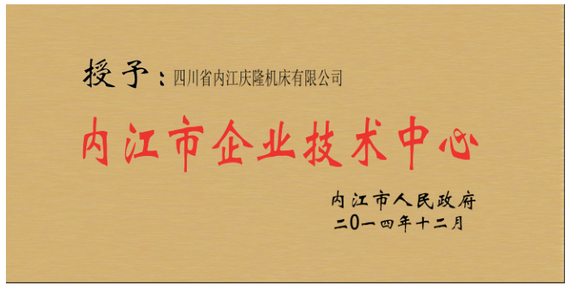

可编程控制器

采用进口PLC,可靠性高、抗干扰能力强，安全简单、维护方便，易于实现机电一体化

液压过载保护器

采用进口液压过载保护装置，用来保护压力机过载而不被破坏

旋转接头

采用进口旋转接头，密封性能好、运转平稳、使用寿命长

气动干式离合制动器

合资品牌，性能优良，安全可靠，使用寿命长，摩擦片更换方便

双层气垫

顶出力大，抗偏载能力强，更可靠



高压油缸

采用优质锻件，内孔高精磨削加工而成

变频器

采用合资优质品牌

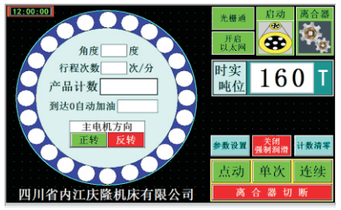

人机界面

采用进口电子凸轮，触摸屏人性智能化控制，电气主要元件由施耐德生产，经久耐用，使用寿命长

安全联锁阀

采用进口安全联锁阀，安全可靠，使用寿命长，能有效防止连冲

产品营销覆盖范围

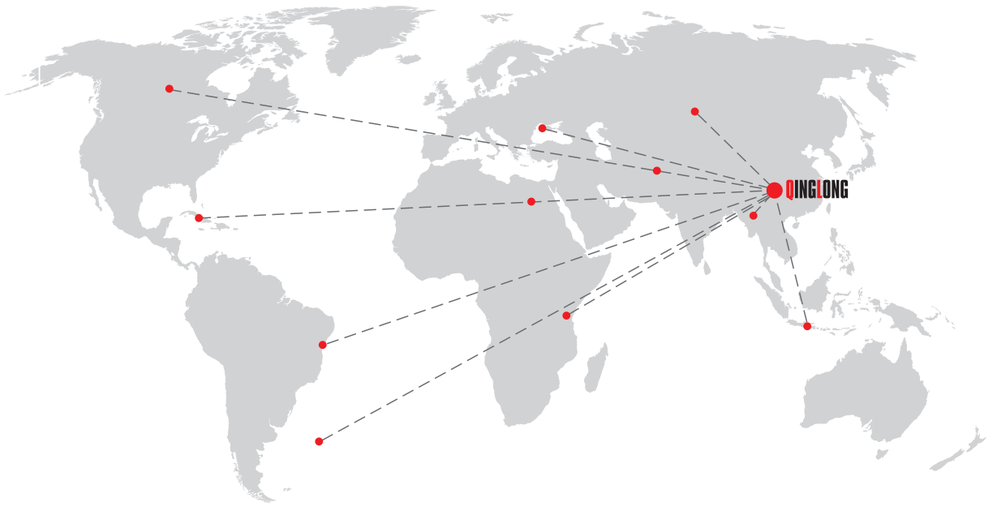

营销&合作伙伴 SALES&PARTNERS

航空工业成都飞机工业(集团)有限责任公司
AVIC CHENGDU AIRCRAFT INDUSTRIAL(GUOUP)CO.,LTD.

航空工业陕西飞机工业(集团)有限公司
AVIC SHANXI AIRCRAFT INDUSTRIAL(GUOUP)CORPORATION LTD.

江西方大长力汽车零部件有限公司
JIANGXI FANGDA CHANGLI AUTOMOBILE PARTS CO.,LTD

福建龙溪轴承（集团）股份有限公司
FUJIAN LONGXI BEARING(GROUP)CORP.,LTD

比亚迪汽车 BYD AUTO

远成股份 yuancheng

SUPOR 苏泊尔

中国中铁

长安汽车 CHANGAN

嘉陵工业 JIALING

恒大集团 EVERGRANDE GROUP

长虹 CHANGHONG

TCL

中国中车 CRRC

Hisense 海信

CONTENT 产品目录

压力机系列 POWER PRESS MACHINE SERIES

NPA 系列高精密单曲轴压力机 11
NPA SERIES HIGH-PRECISION PRESS MACHINE

NPC 系列双曲轴高精密压力机 13
NPC 2 POINTS C TYPE HIGH-PRECISION PRESS MACHINE

NPM 系列龙门双曲轴高精密钢架压力机 17
NPM SERIES HIGH PRECISION 2 POINTS H FRAME STEEL FRAME PRESS

NPT2 系列高精密闭式双点偏心齿轮式压力机 21
NPT2 SERIES HIGH PRECISION HFRAME 2 POINTSECCENTRICGEAR PRESS MACHINE

JM31 系列龙门式单曲轴高性能压力机 23
JM31 H FRAME HIGH PERFORMANCE FRAME PRESS

JH21 系列高性能开式固定台压力机 25
JH21 SERIES HIGH-PERFORMANCE C-FRAME PRESS

JH21S 系列深喉口高性能开式固定台压力机 27
JH21S DEEP THROAT C-FRAME POWER PRESS

J23 系列开式可倾压力机 28
J23 SERIES C FRAME INCLINABLE POWER PRESS

J21系列开式固定台压力机 29
J21 SERIES C FRAME FIXED POWER PRESS

J21S 系列深喉口开式固定台压力机 30
J21S DEEP THROAT PRESS

JD31 系列闭式单点压力机 31
JD31 SERIES H TYPE 1 POINT PRESS MACHINE

JG31 系列闭式单点压力机 32
JG31 SERIES H TYPE 1 POINT PRESS MACHINE

油压机系列 HYDRAULIC PRESS MACHINIE SERIES

Y27 型四柱快速薄板拉伸液压机 33
Y27 4 COLUMNS 2 ACTIONS HYDRAULIC PRESS

Y28 型四柱快速拉伸液压机 34
Y28 4 COLUMNS HYDRAULIC PRESS

YA32 型四柱快速液压机 35
YA32 4 COLUMNS FAST HYDRAULIC PRESS

Y30A 型快速液压机 36
Y30A FAST HYDRAULIC PRESS

YB32 型四柱冷挤压液压机 37
YB32 4 COLUMNS COLD EXTRUSION HYDRAULIC PRESS

Y27K 框架式薄板冲压液压机 38
Y27K H FRAME HYDRAULIC PRESS

Y34 型框架式上移式液压机 39
Y34 H FRAME MOVING-UP HYDRAULIC PRESS

Y34X 型框架下移式液压机 40
Y34X H FRAME MOVING-DOWN HYDRAULIC PRESS

Y30 型单柱快速液压机 41
Y30 FAST HYDRAULIC PRESS MACHINE

YP 型台式单柱快速液压机 42
YP TABLE TYPE SINGLE POINT FAST HYDRAULIC PRESS

CONTENT 产品目录

齿轮加工机床系列 GEAR CUTTING MACHINES SERIES

YKE2725 数控直齿锥齿轮铣齿机 43
YKE2725 CNC TWIN-HEAD STRAIGHT BEVEL GEAR CUTTING MACHINE

YE2725 直齿锥齿轮铣齿机 45
YE2725 TWIN-HEAD STRAIGHT BEVEL GEAR CUTTING MACHINE

YK2350C 500mm 数控直齿锥齿轮刨齿机 47
YK2350C 500MM CNC STRAIGHT BEVEL GEAR GENERATOR

Y2350A 500mm 直齿锥齿轮刨齿机 49
Y2350A 500MM STRAIGHT BEVEL GEAR GENERATOR

YK2520 数控锥齿轮研齿机 51
YK2520 CNC BEVEL GEAR LAPPING MACHINE

YK2550 数控锥齿轮研齿机 53
YK2550 CNC BEVEL GEAR LAPPING MACHINE

YKB2550单轴数控锥齿轮研齿机 55
YKB2550 SINGLE AXIS CNC BEVEL GEAR LAPPING MACHINE

YB2550半自动锥齿轮研齿机 57
YB2550 SEMI-AUTOMATIC BEVEL GEAR LAPPING MACHINE

YK8132 数控圆柱齿轮研齿机 59
YK8231 CNC CYLINDRICAL GEAR LAPPING MACHINE

YB2580半自动锥齿轮研齿机 61
YB2580 SEMI-AUTOMATIC BEVEL GEAR LAPPING MACHINE

YKB9550数控锥齿轮滚动检查机 63
YKB9550 CNC BEVEL GEAR ROLLING TESTING MACHINE
YKD9550数控低噪声锥齿轮检查机 .....
YKD9550 CNC LOW NOISE BEVEL GEAR TESTER

YB9550半自动锥齿轮滚动检查机 65
YB9550 SEMI-AUTOMATIC BEVEL GEAR ROLLING TESTING MACHINE

YD9550低噪声半自动锥齿轮滚动检查机 67
YD9550 LOW NOISE SEMI-AUTOMATIC BEVEL GEAR ROLLING TESTING MACHINE
YDX9550低噪声数显锥齿轮滚动检查机 .....
YDX9550 LOW NOISE DIGITAL DISPLAY SEMI-AUTOMATIC BEVEL GEAR ROLLING TESTING MACHINE

YB9580半自动锥齿轮滚动检查机 69
YB9580 SEMI-AUTOMATIC BEVEL GEAR ROLLING TESTING MACHINE
YBX9580半自动数显锥齿轮滚动检查机 .....
YBX9580 SEMI-AUTOMATIC DIGITAL DISPLAY BEVEL GEAR ROLLING TESTING MACHINE

YK9550数控检查机 71
YK9550 CNC BEVEL GEAR TESTER

YW95200万能锥齿轮滚动检查机 73
YW95200UNIVERSAL BEVEL GEAR ROLL TESTER

2M6760 直齿锥齿轮双刀盘刀片刃磨机 75
2M6760 TWIN-HEAD STRAIGHT BEVEL GEAR CUTTER SHARPENER

夹具刀具系列 WORKHOLDING&CUTTER SERIES

涨紧盘 77
DISC TYPE CLAMPING BUSHINGS

弹簧夹头 77
SPRING FIXTURE HEAD

全开涨套(双锥) 78
SEGMENTED CLAMPING BUSING(DOUBLE ANGLE)

全开涨套(单锥) 78
SEGMENTED CLAMPING BUSING(SINGLE ANGLE)

粘接涨套(备件/易损件) Segmented Clamping Bushings (spares)

铣齿夹具 79
GEAR MILLING FIXTURE

拉齿夹具 79
GEAR BROACHING FIXTURE

滚齿夹具 79
GEAR HOBBING FIXTURE

剃齿夹具 80
GEAR SHAVING FIXTURE

插齿夹具 80
GEAR SHARPER

研齿夹具 80
GEAR LAPPING FIXTURE

检查夹具 81
GEAR TESTER FIXTURE

检查&研齿安装距校正棒、校正环 81
MOUNTING DISTANCE CORRECTION ROD RING

液压磨齿夹具 81
HYDRAULIC GRINDING FIXTURE

手动磨齿夹具 82
MANUAL GRINDING FIXTURE

磨齿圈端面工装 82
SURFACE FIXTURE OF GEAR RING GRINDING

齿轮快速更换夹具 Gear Quick Change Fixtures

节圆定位磨内孔工装 83
PROCESS TOOL DOR INNER-HOLES GRINDING BY PITCH CIRCLE POSITIONING

淬火夹具 83
QUENCHING FIXTURE

其他机床类夹具 Other Machine Tools' Fixtures

圆弧齿检测夹具 84
ARC TOOTH DETECTION FIXTURE

硬性夹紧跳动检测 84
HARD CLAMPING

检具量具 Testing Tool

ZFTK铣齿刀 85
ZFTK CUTTER

Y2350A刨齿刀 85
Y2350A GENERATOR CUTTER

刀具 Cutting Tool

NPA 系列高精密单曲轴压力机
NPA SERIES HIGH-PRECISION PRESS MACHINE

主要功能和特点

- 高精度，满足JIS一级标准；
- 高精度六面加长导轨；
- 调模精度高达0.1mm；
- 采用OMPI干式离合器制动器和日本丰兴安全联锁阀，最大化程度保证安全操作
- 采用日本昭和液压过载保护装置
- PLC 集中控制，操作便利；
- 浓油自动润滑系统；□
- 变频调速；
- 触摸屏

Main Characteristics

- High precision, meet the JIS level
- High precision six-sided lengthening guide rail
- The precision of mould adjustment is as high as 0.1mm
- OMPI dray clutch and Japan safety interlock valve
- Japan Showa hydraulic overload Protection device
- PLC controlthick oil automatic
- lubrication system
- Variable frequency control
- Touch screen

型号 TYPE		单位	NPA-25		NPA-45		NPA-60		NPA-80	
形式			V	H	V	H	V	H	V	H
吨数 Capacity		T	25		45		60		80	
冲力发生位置 Rated tonnage point		mm	3.2	1.6	3.2	1.6	4	2	4	2
行程 Stroke		mm	70	30	80	50	120	60	150	70
行程次数 S.P.M	变速 Variable	s.p.m	60-140	130-200	40-100	110-150	35-90	80-120	35-80	80-120
	定速 Fixed	s.p.m	110		85		75		65	
最大闭合高度 Die height		mm	195	215	250	265	310	340	340	380
滑块调节量Slide adjustment		mm	50		60		75		80	
喉口深度 Throat Depth		mm	155		225		255		280	
上工作台尺寸 Slide area		mm	300×230×50		400×300×60		500×360×70		560×420×70	
下工作台尺寸 Bolster area		mm	680×300×70		850×440×80		900×500×80		1000×550×90	
模柄孔尺寸 Shank hole		mm	ϕ40		ϕ50		ϕ50		ϕ60	
主电动机Main motor		KW×P	4×4		5.5×4		5.5×4		7.5×4	
冲床(长×宽×高) Presses dimension		mm	1280×850×2200		1600×950×2500		1600×1000×2800		1800×1180×2800	
冲床重量Presses weight		T	2.1		3.8		5.6		6.5	
滑块调节机构Slide adjust			手动 Manual				电动 Electrical driving			
使用空气压力Air pressure		Kg/cm2	0.55～6							
机床精度Presses precision			GB/JIS 1 Class 一级							

QINGLONG 高精密、高性能开式压力机

标准配置 Standard Configuration

- OMPI干式离合制动器(进口合资)
- 固定电器箱；固定按钮站
- PLC(进口);模具照明装置
- 变频器(进口合资)；电子凸轮
- 二度落保护装置；
- 日本昭和液压过载保护装置
- 电动式滑块调整装置(80T及以上)
- 主电机(可调速)；
- 滑块上部打料装置
- 闭合高度调整电动机
- 闭合高度显示器；计数器
- 曲轴角度指示器；空气源接头
- 电动式黄油泵(润滑主机)
- 手动式稀油泵(润滑平衡器)
- 吹风装置；误送检知接口

选择配置 Select configuration

- 气压模垫装置
- 脚踏开关
- 快速模装置（举模器、夹模器、移模器）
- 送料机（空气、机械、NC各类）
- 校平机；防震垫
- 光电保护料架
- 上模架；机械手
- 移动电器箱
- 电源插座
- 移动按钮站

行程-能力曲线图（V）

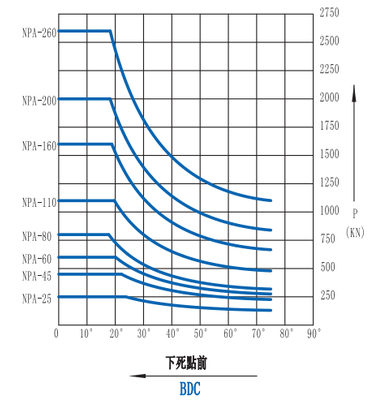

型号 TYPE		单位	NPA-110		NPA-160		NPA-200		NPA-260	
形式			V	H	V	H	V	H	V	H
吨数 Capacity		T	110		160		200		260	
冲力发生位置 Rated tonnage point		mm	6	3	6	3	6	3	7	3.5
行程 Stroke		mm	180	80	200	90	200	100	250	150
行程次数 S.P.M	变速 Variable	s.p.m	30-60	60-90	20-50	40-70	20-50	50-70	20-40	40-50
	定速 Fixed	s.p.m	50		35		35		30	
最大闭合高度 Die height		mm	360	410	460	510	460	510	500	550
滑块调节量Slide adjustment		mm	80		100		110		120	
喉口深度 Throat Depth		mm	310		405		415		430	
上工作台尺寸 Slide area		mm	650×470×80		700×550×90		850×630×90		950×700×100	
下工作台尺寸 Bolster area		mm	1150×600×120		1250×800×140		1400×820×160		1500×840×180	
模柄孔尺寸 Shank hole		mm	ϕ60		ϕ65		ϕ65		ϕ65	
主电动机Main motor		KW×P	11×4		15×4		18.5×4		22×4	
冲床(长×宽×高) Presses dimension		mm	1900×1300×3200		2300×1400×3800		2615×1690×4075		2780×1850×4470	
冲床重量Presses weight		T	9.6		16		23		32	
滑块调节机构Slide adjust			电动 Electrical driving							
使用空气压 Air pressure		Kg/cm2	0.55～6							
机床精度 Presses precision			GB/JIS 1 Class 一级							

NPC 系列双曲轴高精密压力机
NPC 2 POINTS C TYPE HIGH-PRECISION PRESS MACHINE

主要功能和特点
- 优质钢板焊接
- 气动平衡缸装置
- 调模精度高达0.1mm
- 上海宇意离合器-制动器和日本双联电磁阀
- 日本液压过载保护装置
- 加长型六面导向导轨
- PLC、编码器、电子凸轮控制
- 浓油自动润滑

Main Characteristics
- High quality steel plate welding
- Pneumatic balancing cylinder device
- The accuracy of mould adjustment is as high as 0.1mm
- Shanghai OMPI clutch-Brake and Japanese dual Solenoid Valve
- Japan hydraulic overload protection device
- Extended six-sided guide rail
- PLC, encoder electronic cam control
- Grease automatic lubrication

型 号 TYPE	单 位	NPC-110		NPC-160		NPC-200		NPC-250		NPC-300	
吨数 Capactiy	T	110		160		200		250		300	
冲力发生位置 Rated ton point	mm	5	3	6	3	6	3	7	3.5	8	4
行程 Stroke	mm	180	110	200	130	250	150	280	170	280	170
行程次数 Stroke per min.	s.p.m	35–65	50–100	30–55	40–85	25–45	35–70	20–35	30–60	20–35	30–60
最大闭合高度 Max. Die H.	mm	400	435	450	485	500	550	550	605	550	605
滑块调节量 Slide adjustment	mm	100		100		120		120		120	
喉口深度 Throat Depth	mm	330		385		425		455		455	
上工作台尺寸 Slide area	mm	1400×500×70		1600×550×70		1850×650×95		2100 ×700×95		2100×700×95	
下工作台尺寸 Bolster area	mm	1800×650×130		2000×760×150		2400×840×170		2700×900×170		2700×900×170	
工作台离地高度 Bolster surface H.	mm	830		990		1070		1100		1100	
主电动机 Motor	KW×P	11×4		15×4		18.5 ×4		22×4		30×4	
冲床(长×宽×高) Presses dimension	mm	1745×2000×3059		1940×2200×3709		2235×2620×3849		2545×3000×4304		2560×3000×4304	
冲床重量 Presses weight	T	14.2		20		27.5		38		39.5	
使用空气压力 Air pressure	Kg/cm²	0.55~6									
机床精度 Presses precision		GB/JIS 1 Class 一級									

QINGLONG 高精密、高性能开式压力机

标准配置
- 干式离合制动器(进口合资)
- 变频器(进口合资)
- PLC(进口)
- 电子凸轮(进口合资)
- 二度落保护装置
- 液压过载保护装置(进口)
- 双联电磁阀(进口)
- 电动式滑块调整装置
- 主电机(可调速)
- 合高度显数器
- 计数器
- 曲轴角度指示器
- 电动黄油泵(润滑主机)
- 手动式稀油泵（润滑平衡器）
- 空气源接头
- 吹风装置
- 误送检知接口
- 模具照明装置

Main Structure Features
- Dry type clutch brake (import joint venture)
- Inverter (import joint venture)
- PLC (import)
- Electronic cam (import joint venture)
- 2nd degree fall protection device
- Hydraulic overload protection device (import)
- Double solenoid valve (import)
- Electric slider adjustment device
- Main motor (adjustable speed)
- Close height display
- Counter
- Crank angle indicator
- Electric butter pump (lubrication main unit)
- Manual type thin oil pump (lubricated balance bar)
- Air source connector
- Hair dryer
- Misfeed detection interface

行程-能力曲线图（V）

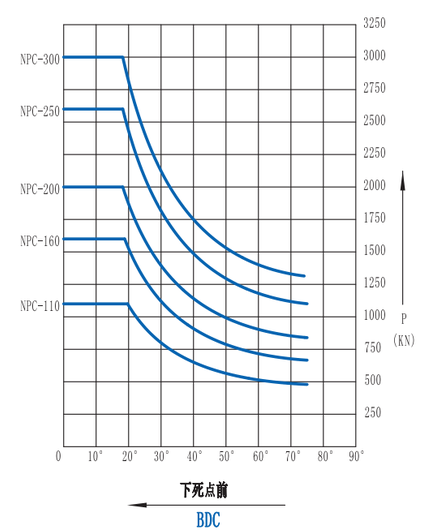

选择配置
- 滑块上部打料装置
- 气压模垫装置
- 脚踏开关
- 快速换模装置(举模器、夹模器、移模器)
- 送料机(空气、机械、NC各类)
- 校平机
- 光电保护
- 料架
- 上模架
- 机械手
- 电源插座
- 防震垫

Select configuration
- Slider upper feeding device
- Pneumatic die pad device
- Foot switch
- Quick die changer (lifter, clamp, mold shifter)
- Feeder (air, machinery, NC)
- Leveling machine
- Photoelectric protection
- Rack
- Upper formwork
- Robot
- Power outlet
- Shock absorbers

NPC 系列双曲轴高精密压力机
NPC 2 POINTS C TYPE HIGH-PRECISION PRESS MACHINE

上工作台尺寸
Upper table size

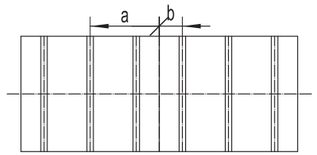

T 型槽尺寸
T–slot size

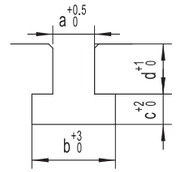

产品型号 TYPE	NPC-110	NPC-160	NPC-200	NPC-250	NPC-300
滑块底面尺 Slider size	1400×500	1600×550	1850×650	2100×700	2100×750
T型槽条数 NO.T–slot	4	6	6	6	6
a	375	375	375	450	450
b	125	125	125	150	150
T型槽类型 T–slot type	A	A	B	B	B

型号 TYPE	A	B
a	22	28
b	37	48
c	16	20
d	24	28

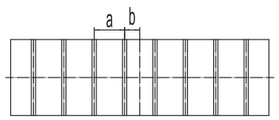

图（一）

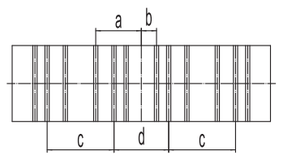

图（二）（含举模器用U形槽）

下工作台尺寸
Lower table size

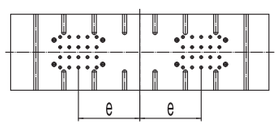

图（三）

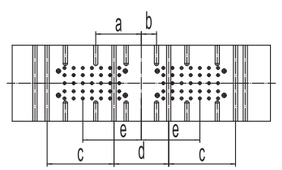

图（四）（含举模器用U形槽）

产品型号 TYPE		NPC–110	NPC–160	NPC–200	NPC–250	NPC–300
下工作台尺寸 lower table dimension		1800×650×130	2000×760×150	2400×840×170	2700×900×170	2700×1000×170
T型槽条数 NO.T–slot		6	8	8	8	8
a		375	375	375	450	450
b		125	125	125	150	150
c		320	520	710	680	680
d		430	520	520	540	540
e		255	415	455	510	510
图(三、四)	模垫销孔数×孔径	30×$\phi 20^{+0.5}_{+0.1}$	48×$\phi 28^{+0.5}_{+0.1}$	48×$\phi 28^{+0.5}_{+0.1}$	70×$\phi 28^{+0.5}_{+0.1}$	70×$\phi 28^{+0.5}_{+0.1}$
	销孔距离(f×h)	75×100	75×100	100×100	100×100	100×100
T型槽类型 T–slot type		A	A	B	B	B

外形尺寸 Overall Dimension

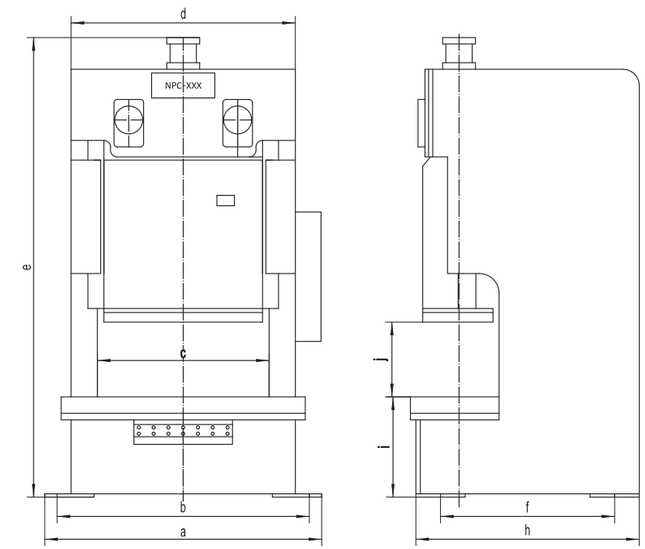

型号 TYPE	NPC–110	NPC–160	NPC–200	NPC–250	NPC–300
a	2000	2200	2620	3000	3000
b	1900	2080	2460	2800	2800
c	1510	1660	1990	2220	2220
d	1780	1980	2320	2590	2590
e	3059	3709	3849	4304	4304
f	1295	1380	1885	2195	2195
h	1745	1940	2235	2545	2560
i	830	990	1070	1100	1100
j	400	450	500	550	550

NPM 系列龙门双曲轴高精密钢架压力机
NPM SERIES HIGH PRECISION 2 POINTS H FRAME STEEL FRAME PRESS

主要功能和特點
- 加长型八面导轨，高精度
- 进口液压超载保护装置
- 进口干式离合器制动器
- 进口安全联锁阀
- 气动平衡缸装置
- 调模精度高达0.1mm
- 触摸屏
- 可编程控制器(PLC)
- 优质钢板焊接
- 稀油自动循环润滑

Main Structure Features
- Long type eight-sided guide rail, high precision
- Imported hydraulic overload protection device
- Imported dry clutch brake
- Imported safety interlock valve
- Pneumatic balance bar device
- Adjusting mold accuracy up to 0.1mm
- Touch screen
- PLC
- Quality steel plate welding

型 号 TYPE	单位	NPM–160		NPM–200		NPM–250		NPM–300	
形 式		S	H	S	H	S	H	S	H
吨数 Capactiy	T	160		200		250		300	
冲力发生位置 Rated ton point	mm	6	3	6	3	7	3	7	3
行程 Strokes	mm	180	130	250	150	280	170	300	170
行程次数 Strokes per minute	s.p.m	30–55	40–85	20–50	35–70	20–40	30–60	20–35	30–50
最大闭合高度 Die height	mm	450	400	500	450	550	450	550	450
滑块调节量 Slide adjustment	mm	100		120		120		120	
上工作台尺寸 Slide area	mm	1600×650		1850×750		2300×850		2400×900	
下工作台尺寸 Bolster area	mm	1800×760		2200×860		2500×960		2600×1000	
侧向开口 Side opening	mm	700×450		900×600		900×600		900×600	
工作台离地面高度 Bolster surface H.	mm	1000		1000		980		1005	
主电动机 Main motor	KW×P	15×4		18.5×4		22×4		30×4	
滑块封高调整电机 Motor of Slide adjust	KW×P	1.1×4		2.2×4		2.2×4		2.2×4	
衡床(長×寬×高) Presses dimension	mm	2590×2310×3800		3000×2670×4105		3350×2960×4360		3450×2970×4380	
滑块調整机构 Slide adjust device		电动调封高 Electri cal driving							
使用空气压力 Air pressure	Kg/cm^2	5.5~6							
机床精度 Presses precision		GB/JIS 1 Class 一级							

QINGLONG 高精密、高性能闭式压力机

標準配置 Standard configuration
- OMPI干式离合制动器
- 合资变频器
- 可编程控制器PLC
- 合资电子凸轮
- 二度落保护装置
- 日本昭和液过超载保护装置
- 主电机(可调速)
- 闭合高度调整电动机
- 闭合高度显示器
- 计数器counter;触摸屏
- 曲轴角度指示器
- 稀油自动循环润滑(润滑主机
- 手动式稀油泵(润滑平衡器
- 空气源接头;吹风装置
- 误送检知接口
- 模具照明装置

Standard configuration
- OMPI dry clutch brake
- Joint venture frequency converter
- PLC Japan Mitsubishi PLC
- Joint venture electronic cam
- Second degree protection device
- Japan Showa Hydraulic
- Overload Protection Device
- Main motor (adjustable speed)
- Closed height adjustment motor
- Closed height display
- Touch screen
- Crankshaft angle indicator
- Thin oil lubricate
- Manual oil pump
- Air source connector
- Misfeed detection
- Mold lighting device

选择配置
- 气压模垫装置
- 脚踏开关
- 快速模装置(举模器、夹模器、移模器)
- 送料机(空气、机械、NC各类)
- 校平机
- 光电保护料架
- 上模架
- 机械手
- 电源插座
- 防震垫
- 滑块上部打料装置

Optional configuration
- Pneumatic die pad device
- Foot switch
- Rapid mold device (lifter, clamp, mold shifter)
- Feeder (air, machinery, NC)
- Leveling machine
- Photoelectric protection rack
- Upper formwork
- Robot
- Power outlet
- Shock absorbers
- Slider upper feeding devic

型 号 TYPE	单位	NPM–400		NPM–500		NPM–600		
形 式		S	H	S	H	S	H	
吨数 Capactiy	T	400		500		600		
冲力发生位置 Rated ton point	mm	7	7	12	7	12	7	
行程 Strokes	mm	300	300	350	250	350	250	
行程次数 Strokes per minute	s.p.m	20–30	20–40	15–25	20–40	15–25	20–40	
最大闭合高度 Die height	mm	550	550	600	600	650	650	
滑块调节量 Slide adjustment	mm	120		150		150		
上工作台尺寸 Slide area	mm	2900×1000	2500×1000	3500×1200	3200×1200	2900×1500	3500×1500	4200×1500
下工作台尺寸 Bolster area	mm	3200×1100	2800×1100	3800×1200	3400×1200	3200×1500	3800×1500	4500×1500
侧向开口 Side opening	mm	900×600		900×600		1000×800		
工作台离地面高度 Bolster surface H.	mm	1200		1200		1250		
主电动机 Main motor	KW×P	37×4		55×4		75×4		
滑块封高调整电机 Motor of Slide adjust	KW×P	2.2×4		2.2×4		3×4		
冲床(长×宽×高) Presses dimension	mm							
滑块調整机构 Slide adjust device		电动调封高 Electri cal driving						
使用空气压力 Air pressure	Kg/cm^2	5.5~6						
机床精度 Presses precision		GB/JIS 1 Class 一级						

NPM 系列龙门双曲轴高精密钢架压力机
NPM SERIES HIGH PRECISION 2 POINTS H FRAME STEEL FRAME PRESS

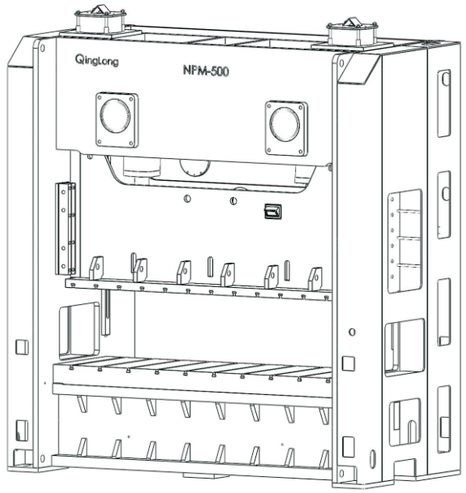

上工作台尺寸
Bed dimension

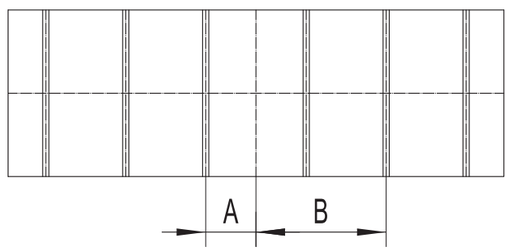

产品型号 TYPE	NPM-160	NPM-200	NPM-250	NPM-300	NPM-400	NPM-500	NPM-600
滑块底面尺寸 Slier area size	1600×650	1850×750	2300×850	2400×900	2500×1000	3500×1200	3500×1500
A	125	125	150	150	150	150	150
B	375	375	375	375	450	450	450
T型槽类型 T-slot type	A	B	B	B	B	B	B
T型槽条数 NO.T-slot	6	6	6	6	6	6	6

T 型槽

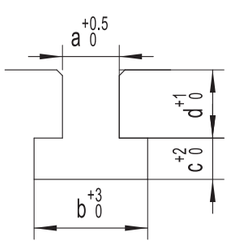

類型 TYPE		
a	22	28
b	37	48
c	16	20
d	24	28

QINGLONG 高精密、高性能闭式压力机

下工作台尺寸 lower table dimension

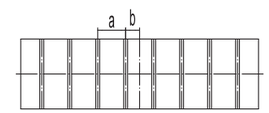

图（一）

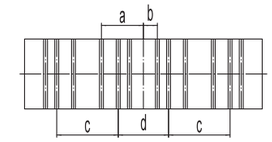

图（二）（含举模器用U形槽）

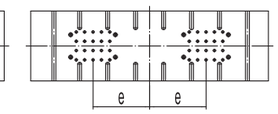

图（三）

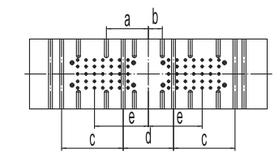

图（四）（含举模器用U形槽）

产品型号 TYPE		NPM-160	NPM-200	NPM-250	NPM-300	NPM-400	NPM-500	NPM-600
下工作台尺寸 lower table dimension		1800×760	2000×940	2500×1000	2500×1000	2900×1000	3800×1200	3800×1500
T型槽条数 NO.T-slot		6	8	8	8	8	10	12
a		375	375	375	450	450	570	570
b		125	125	125	150	150	200	200
c		450	680	680	680	680	800	800
d		520	520	540	540	540	770	770
e		415	450	510	510	510	1104	1104
图(三、四)	模垫销孔数×孔径	$48\times\phi20^{+0.5}_{+0.1}$	$48\times\phi20^{+0.5}_{+0.1}$	$70\times\phi28^{+0.5}_{+0.1}$	$70\times\phi28^{+0.5}_{+0.1}$	$70\times\phi28^{+0.5}_{+0.1}$	$70\times\phi28^{+0.5}_{+0.1}$	$70\times\phi28^{+0.5}_{+0.1}$
	销孔距离（f×h）	75×100	75×100	100×100	100×100	100×100	100×100	100×100
T型槽类型 T-slot type		A	B	B	B	B	B	B

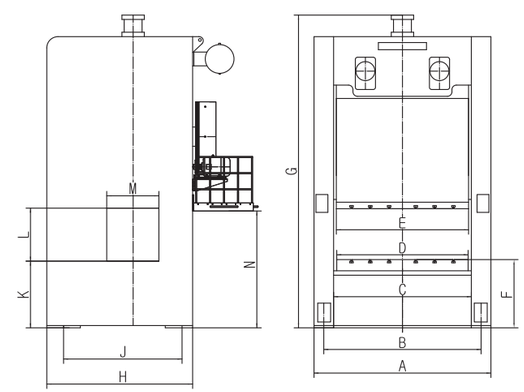

型号	NPM-160	NPM-200	NPM-250	NPM-300	NPM-400	NPM-500	NPM-600
A	2590	3000	3600	3605	3800	4650	4750
B	2240	2650	3250	3250	3450	4370	4420
C	1880	2290	2800	2800	3000	3830	3830
D	1800	2200	2500	2500	2700	3800	3800
E	1600	1850	2100	2200	2500	3500	3500
F	1000	1000	1100	1200	1200	1200	1200
G	3757	4015	4593	4900	5255	5285	5385
H	1450	1600	1770	1870	2100	2180	2380
J	1290	1440	1610	1630	1640	1810	2010
K	940	940	1050	1150	1150	1230	1280
L	450	600	600	600	600	600	800
M	700	900	900	900	900	900	1000
N	1650	1810	1825	1840	2240	2320	2450

NPT2 系列高精密闭式双点偏心齿轮式压力机
NPT2 SERIES HIGH PRECISION HFRAME 2 POINTSECCENTRICGEAR PRESS MACHINE

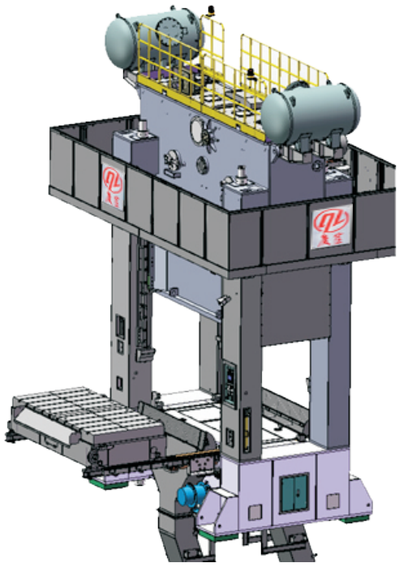

● NPT2系列高精密闭式双点偏心齿轮式压力机，机身具有极高之刚性、良好之精度及客制化大床面，可适用连续加工顺送之下料、冲孔、成形、引伸等加工，并可选择性加装移动台车，以达快速换模之目的。此种机型特别适用于汽、机车、五金等较厚制品之冲压加工。

● NPT2 series high-precision H frame double-point eccentric gear punching machine body has extremely high rigidity, good precision and customized large bed surface. The stroke length can be longer, and it can be used for continuous processing. Under the processing of materials, punching, forming, extension, etc., and optional mobile trolleys, for the purpose of rapid mold change. This type of machine is especially suitable for the stamping of thicker products such as steam, locomotives and hardware.

主要功能和特点
- 超高刚性台身
- 高传动扭矩干/湿式离合刹车器
- 高精度八面导路
- 过负荷保护功能
- 快速换模系统
- 单曲轴传动结构
- H型台身
- 安全管理系统
- 智能化

Main Structure Features
- Ultra-high rigidity platform
- High transmission torque dry/wet clutch brake
- High precision eight-sided guide
- Overload protection
- Rapid mold change system
- Single crank drive structure
- H type body
- Security Management System
- Intelligent

标准配置
- 干式摩擦离合器、制动器
- 液压过载保护装置
- 稀油循环润滑系统
- 滑块及上模平衡装置
- 数字式模高显示器
- PLC可编程控制系统，触
- 摸屏显示
- 角度指示器
- 机械、电子双凸轮控制器
- 移动式操作台
- 电动滑块模高调整装置
- 变频器
- 压缩空气快速接头
- 地脚螺栓

Standard configuration
- Dry friction clutch, brake
- Hydraulic overload protection device
- Thin oil circulation lubrication system
- Slider and upper die balancing device
- Digital high-profile display
- PLC programmable control system, touch screen display
- Angle indicator
- Mechanical and electronic double cam controller
- Mobile console
- Electric slider mold height adjustment device
- Inverter
- Compressed air quick connector
- Anchor bolt

QINGLONG 高精密、高性能闭式压力机

吨位 Ton	400				500				600			
能力发生点 Rated ton point	7	9	7	9	9	13	9	13	8	12	8	12
行程长 Strokes	500	600	500	600	500	600	500	600	500	600	500	600
最大模高 Max.Die height	650	700	650	700	600	840	600	840	700	900	700	900
行程数 Strokes per minute	20-35	15-25	20-35	15-25	15-35	15-25	15-35	15-25	20-35	15-25	20-35	15-25
滑块调整量 Slide adjustment	150	150	250		150	250	200		250	200	250	
滑块面积 Slide area	2500×1300		3400×1300		2700×1400		3000×1400		3600×1400		4600×1500	
台盘面积 Table area	2500×1400		3400×1400		2700×1500		3000×1500		3600×1500		4600×1500	
台盘厚度 Thickness of table	200				220				250			
侧向开口面积 Open Side area	650×600		650×600		700×700		700×850		750×700		750×800	
工作面高度 Bolster surface height	950				950				1000			
马达 Motor	变频器 60×4				变频器 75×4				变频器 75×4			
滑块调整马达 Slider adjust motor	5×4				5×6				10×4			
最大上模重 Max.upper Die weight	3200		4000		3500		4800		4000		5500	
台身结构 Structure	三分割				三分割				三分割			

吨位 Ton	800				1000				1200				1600
能力发生点 Rated ton point	8	12	8	12	8	12	8	12	12	13	12	13	13
行程长 Strokes	500	600	500	600	500	600	500	600	500	600	500	600	600
最大模高 Max.Die height	800	1000	800	1000	800	1000	800	1000	1000	1100	1000	1100	1100
行程数 Strokes per minute	15-30	15-25	15-30	15-25	15-30	15-25	15-30	15-25	15-30	15-25	15-30	15-25	15-25
滑块调整量 Slide adjustment	200	250	200	250	250	300	200	250	250	300	250	300	300
滑块面积 Slide area	3600×1500		5000×1600		3600×1500		5000×1600		4000×1500		5000×1600		6000×1600
台盘面积 Table area	3600×1600		5000×1600		3600×1600		5000×1600		4000×1600		5000×1600		6000×1600
台盘厚度 Thickness of table	250				250				250				300
侧向开口面积 Open Side area	800×800		800×900		800×800		800×900		800×800		800×900		2400×1100
工作面高度 Bolster surface height	1000				1000				1000				750
马达 Motor	变频器 100×4				变频器 125×4				变频器 150×4				变频器 215×4
滑块调整马达 Slider adjust motor	10×4				10×4				10×4				10×4
最大上模重 Max.upper Die weight	5000		7000		7000		10000		10000		12000		12000
台身结构 Structure	三分割				三分割				三分割				三分割

JM31 系列龙门式单曲轴高性能压力机
JM31 H FRAME HIGH PERFORMANCE PRESS

主要功能和特点

- 优质钢板焊接
- 八面导轨
- 进口干式离合器制动器
- 进口安全联锁电磁阀
- 进口液压超载保护装置
- 电动调模
- 稀油自动循环润滑系统
- 气动平衡缸装置
- 吹件装置
- 触摸屏
- 进口PLC
- 误送检知，二度落

Main Structure Features

- Quality steel plate welding
- Eight-sided rail
- Imported dry clutch brake
- Imported safety interlock solenoid valve
- Imported hydraulic overload protection device
- Electric mode adjustment
- Thin oil forced lubrication system
- Pneumatic balance bar device
- Blowing device
- Touch screen
- Imported PLC
- Delayed sent to detect, second fell

型号 TYPE	单位	JM31-160	JM31-200	JM31-250	JM31-315	JM31-400	JM31-500	JM31-630
公称力 Capacity	KN	1600	2000	2500	3150	4000	5000	6300
行程 Capacity stroke	mm	6	6	7	8	8	10	13
滑块行程 Slider stroke	mm	200	200	200	250	250	250	250
行程次数 Strokes per minute	s.p.m	45	45	30	30	30	30	22
最大装模高度 Maxium die height	mm	400	450	500	500	500	550	600
滑块調调节量 Slide adjustment	mm	100	100	100	120	120	120	120
立柱间距离 Distance uprights	mm	1150	1250	1300	1400	1450	1550	1750
上工作台尺寸(长×宽×高) Slide area(L×W×H)	mm	1000×600×80	1100×650×90	1150×700×90	1200×750×95	1300×800×105	1400×850×115	1500×1000×120
下工作台尺寸(长×宽×高) Bolster area(L×W×H)	mm	1100×650×160	1200×750×180	1250×800×190	1350×850×200	1400×900×200	1500×950×210	1700×1200×230
侧向开口 (前后×高) Side opening (F-B×H)	mm	600×450	750×450	850×500	900×550	900×550	950×600	1100×650
工作台离地面高度 Bolster surface height	mm	965	1000	1015	1080	1095	1105	1300
模柄孔尺寸 Shank hole	mm	ϕ70×80	ϕ70×90	ϕ70×90	ϕ70×95	ϕ70×105	ϕ70×115	ϕ70×120
主电机 Main motor	KW	18.5	18.5	22	30	45	55	75
滑块封高机构调整电机 Motor of slide adjust	KW×P	1.5×4	1.5×4	2.2×4	2.2×4	2.2×4	2.2×4	3×4
使用空气压力 Air pressure		5.5~6						
机床精度 Presses precision		GB/JIS 1 Class 一级						
滑块调节机构 Slide adjust		电动调封高 Electri cal driving						

QINGLONG 高性能闭式压力机

上下工作台尺寸

Bed dimension

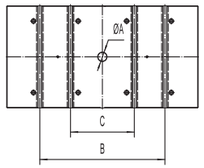

形式一

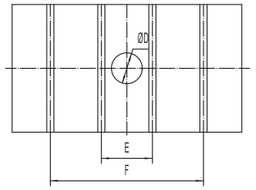

形式一

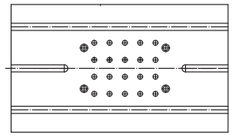

形式二

型号	JM31-160	JM31-200	JM31-250	JM31-300	JM31-400	JM31-500	JM31-600
A	70	70	70	70	70	70	70
B	680	800	800	900	900	1000	1200
C	260	350	400	400	300	360	400
D	180	200	250	250	250	250	250
E	400	450	500	550	550	600	600
F	680	800	800	900	900	1000	1200

标准配置

- OMPI干式离合制动器
- 合资变频器
- PLC
- 合资电子凸轮
- 二度落保护装置
- 日本昭和液压过载保护装置
- 主电机(可调速)
- 闭合高度调整电动机
- 闭合高度显数器
- 计数器;触摸屏
- 曲轴角度指示器
- 稀油自动循环润滑(润滑主机)
- 手动式稀油泵(润滑平衡器)
- 空气源接头;吹风装置
- 误送检知接口
- 模具照明装置

可选：气压模垫装置、快速模装置(举模器、夹模器、移模器)、光电保护

Standard configuration

- OMPI dry clutch brake
- Joint venture frequency converter
- Japan Mitsubishi PLC
- Joint venture electronic cam
- Second degree protection device
- Japan Showa Hydraulic Overload Protection Device
- Main motor (adjustable speed)
- Closed height adjustment motor
- Closed height display
- Counter
- Touch screen
- Crankshaft angle indicator
- Thin oil lubricate
- Manual oil pump
- Air source connector
- Blowing device
- Misfeed detection
- Mold lighting device

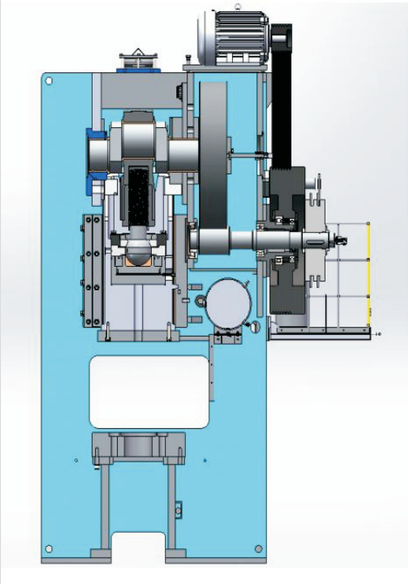

JH21 系列高性能开式固定台压力机
JH21 SERIES HIGH-PERFORMANCE C-FRAME PRESS

主要功能和特点

- 高精度六面导轨
- 触摸屏
- 干式气动摩擦离合器
- 日本双联电磁阀
- 高灵敏进口液压过载保护
- 浓油自动润滑系统
- PLC集中控制，操作便利
- 高性能焊接机身

Main Structure Features

- High-precision six-sided guide rail
- Touch screen
- Dry air friction clutch
- Japan double solenoid valve
- Highly sensitive imported hydraulic overload protection
- Oil automatic lubrication system
- PLC centralized control, easy to operate
- High performance welded body

型号 TYPE		单 位	JH21-25	JH21-45	JH21-63	JH21-80	JH21-110	JH21-125
滑块公称力 Nominal capacity		KN	250	450	630	800	1100	1250
公称力行程 Nominal stroke		mm	3.2	3.2	4	4	6	6
滑块行程 Slide stroke		mm	70	80	120	150	180	180
行程次数 Strokes per minute	固定 Fixed	min^{-1}	100	80	70	65	50	50
	可变 Variable	min^{-1}	70–100	50–80	45–70	40–65	30–60	40–60
最大装模高度 Max. die height		mm	195	250	310	340	360	430
装模高度调节量 Die height adjustment		mm	50	60	75	80	80	80
滑块中心至机身距离 Throat depth		mm	155	225	255	280	310	350
立柱距离 Distance between uprights		mm	418	500	526	530	616	630
上工作台尺寸 Slide area	左右 LxR	mm	300	400	500	560	650	620
	前后 FxB	mm	230	300	360	420	470	520
模柄孔尺寸 Shank hole size	直径 Dia	mm	40	50	50	60	60	70
	深度 Depth	mm	65	60	70	70	80	75
下工作台尺寸 Bolster size	左右 LxR	mm	680	850	900	1000	1150	1150
	前后 FxB	mm	300	440	500	550	600	680
落料孔尺寸 Blanking hole size		mm	120	150	150	150	160	160
工作台厚度 Bolster thickness		mm	70	80	80	90	120	155
工作台离地面距离 Bolster surface height		mm	790	790	785	830	840	900
外形尺寸 Dimensions	前后 FxB	mm	1280	1600	1600	1800	1900	2095
	左右 LxR	mm	850	950	1000	1180	1300	1525
	高度 H	mm	2200	2500	2800	2800	3200	3210
地脚螺栓距离 Distance between foundation bolts	前后 FxB	mm	1030	1245	1180	1300	1200	1540
	左右 LxR	mm	700	810	890	980	1100	1200
电动机 Motor	型号 Model		Y112M–4	Y132S–4	Y132S–4	Y132M–4	Y160M–4	Y160L–6
	功率 Power	KW	4	5.5	5.5	7.5	11	11
净重 Net weight		Kg	2100	3800	5600	6500	9600	10150
滑块调整结构 Adjusting slide device			手动 Manual			电动 Electrical driving		
使用空气压力 Air pressure		Kg/cm^2	0.55–0.60					

QINGLONG 高性能开式压力机

标准配置

- 干式离合器制动器
- 双联电磁阀
- 液压过载泵
- 进口电子凸轮控制
- 可编程控制器
- 名牌触摸屏控制
- 二度落保护
- 气动双平衡缸
- 电动黄油润滑装置
- 手动稀油润滑装置
- 吹气装置
- 误送检测
- 电动调节装置(JH21-80以上)
- 固定式电器箱；固定按钮站

Standard configuration

- Dry clutch brake
- Electromagnetic valve
- Hydraulic overload pump
- Imported electronic cam control
- Programmable controller
- Touch screen control
- Second drop protection
- Pneumatic double balance bar
- Electric butter lubrication device
- Manual thin oil lubrication device
- Air blowing device
- False detection
- Electric adjust mold

选择配置

- 变频调速
- 光电保护装置
- 垫装置
- 减震垫
- 移动电气箱
- 移动按钮站

Optional configuration

- Frequency control
- Photoelectric protection device
- Air cushion device
- Shock absorption cushion
- Movable electrical cabinet
- Mobile button station

型号 TYPE		单位	JH21-160	JH21-200	JH21-250	JH21-315	JH21-400	JH21-400B
滑块公称力 Nominal capacity		KN	1600	2000	2500	3150	4000	4000
公称力行程 Nominal stroke		mm	6	6	6	7	8	10
滑块行程 Slide stroke		mm	200	200	200	250	200	250
行程次数 Strokes per minute	固定 Fixed	min^{-1}	45	45	30	30	30	30
	可变 Variable	min^{-1}	30–45	25–45	20–30	20–30	20–30	20–30
最大装模高度 Max die height		mm	400	450	500	500	500	550
装模高度调节量 Die height adjustment		mm	100	100	100	100	100	100
滑块中心至机身距离 Throat depth		mm	400	430	450	450	440	490
立柱距离 Distance between uprights		mm	736	820	900	1060	1040	1040
上工作台尺寸 Slide area	左右 LxR	mm	700	850	950	1000	1000	1000
	前后 FxB	mm	580	650	650	700	750	750
模柄孔尺寸 Shank hole size	直径 Dia	mm	70	70	70	75	75	75
	深度 Depth	mm	100	100	105	110	120	120
下工作台尺寸 Bolster size	左右 LxR	mm	1250	1400	1600	1620	1620	1800
	前后 FxB	mm	760	840	880	880	860	950
落料孔尺寸 Blanking hole size		mm	200	200	200	200	250	250
工作台厚度 Bolster thickness		mm	165	180	190	190	200	200
工作台离地面距离 Bolster surface		mm	900	915	1000	965	1030	1030
外形尺寸 Dimensions	前后 FxB	mm	2225	2415	2575	2880	2920	3030
	左右 LxR	mm	1670	1690	2100	2120	2165	2350
	高度 H	mm	3450	3500	3830	3900	4000	4150
地脚螺栓距离 Distance between foundation bolts	前后 FxB	mm	1620	1765	1945	2×1140	2×1160	2×1160
	左右 LxR	mm	1200	1350	1450	1550	1650	1650
电动机 Motor	型号 Model		Y180M–4	Y180M–4	Y200L2–6	Y225M–6	Y250M–6	Y250M–6
	功率 Power	KW	18.5	18.5	22	30	37	37
净重 Net weight		Kg	13500	15800	22800	27500	33000	35000
滑块调整结构 Adjusting slide device			电动 Electrical driving					
使用空气压力 Air pressure		Kg/cm^2	0.55–0.60					

JH21S 系列深喉口高性能开式固定台压力机
JH21S DEEP THROAT C-FRAME POWER PRESS

主要功能和特點

- 高精度六面导轨
- 触摸屏
- 干式气动摩擦离合器
- 日本双联电磁阀
- 高灵敏进口液压过载保护
- 浓油自动润滑系统
- 变频调速
- PLC集中控制，操作便利
- 高性能焊接机身
- 加大喉深

Main Structure Features

- High-precision six-sided guide rail
- Touch screen
- Dry air friction clutch
- Japan double solenoid valve
- Highly sensitive imported hydraulic overload protection
- Oil oil automatic lubrication system
- Variable frequency control
- Centralized control, easy to operate
- High performance welded body
- Large deep throat

型号 TYPE		单 位	JH21S–80	JH21S–110	JH21S–125	JH21S–160
滑块公称力 Nominal capacity		KN	800	1100	1250	1600
公称力行程 Nominal stroke		mm	4	6	6	6
滑块行程 Slide stroke		mm	160	160	180	200
行程次数 Strokes per minute	固定 Fixed	min^{-1}	60	50	50	45
	可变 Variable （选配 Option）	min^{-1}	40-60	40-60	40-60	30-45
最大装模高度 Maxium die height		mm	320	350	430	400
装模高度调节量 Die height adjustment		mm	80	80	80	100
滑块中心至机身距离 Throat depth		mm	800	800	800	800
立柱距离 Distance between uprights		mm	550	550	550	610
上工作台尺寸 Slide area	左右 LxR	mm	540	620	620	700
	前后 FxB	mm	460	520	520	580
模柄孔尺寸 Shank hole size	直径 Dia	mm	50	70	70	70
	深度 Depth	mm	70	75	75	100
下工作台尺寸 Bolster size	左右 LxR	mm	950	1150	1150	1190
	前后 FxB	mm	600	680	680	760
落料孔尺寸 Blanking hole size		mm	150	160	160	200
工作台厚度 Bolster thickness		mm	140	155	155	165
工作台离地面距离 Bolster surface height		mm	900	900	900	900
外形尺寸 Overall dimensions	前后 FxB	mm	2700	2760	2760	2940
	左右 LxR	mm	1385	1525	1525	1610
	高度 H	mm	2930	3110	3210	3450
地脚螺栓距离 Distance btw foundation bolts	前后 FxB	mm	1830	2355	2355	2380
	左右 LxR	mm	910	1070	1070	1170
电动机 Motor	型号 Model		Y132M–4	Y160L–6	Y160L–6	Y180M–4
	功率 Power	KW	7.5	11	11	18.5
净重 Net weight		Kg	10000	13000	13500	16700
滑块调整机构 Slide adjust device			电动 Electrical driving			

J23 系列开式可倾压力机
J23 SERIES C FRAME INCLINABLE POWER PRESS

- J23系列压力机是通用型开式可倾曲柄压力机，其特点是左右开式机身，床身可倾斜使用，便于卸料，从而装、卸模具和操作都比较方便，因为被广泛使用.它是板料冲压生产的主要设备，可用于冲孔、落料、切边、弯曲、浅拉伸和成型等工序，广泛应用于国防、航空、汽车、电机、电器、仪表、医疗器械、日用、五金等行业。63T及以上机型配平衡器，平衡滑块和上模重要。其中JC23-35B、JN23-40B、JN23-63A、J23-80A、J23-100均采用棒式双转键离合结构，可克服在冲压过程中产生的反弹力，使机床运行更加稳定可靠.

- J23 series presses are general C frame tilting presses, which are characterized by left and right open body. The bed can be tilted for easy unloading, which makes loading and unloading of molds and operations more convenient because it is widely used. It is the main equipment for sheet metal stamping production.

类型 TYPE		单位	JN23-16A	JN23-25A	JC23-35	JC23-35B	JN23-40A	JN23-40B	JN23-63	JN23-63A	J23-80	J23-80A	JN23-100	J23-100
滑块公称力 Nominal capacity		KN	160	250	350	350	400	400	630	630	800	800	1000	1000
公称力行程 Nominal stroke		mm	2	3	5	5	3	3	4	4	9	9	5	10
滑块行程 Slide stroke		mm	65	80	80	90	100	110	110	110	130	130	130	130
行程次数 Strokes per minute		min^{-1}	90	70	50	45	60	45	60	45	45	45	50	38
最大封闭高度 Max shut height		mm	210	250	280	310	280	310	320	320	380	380	400	480
最大装模高度 Max. die H.		mm	160	195	220	250	220	250	250	250	280	280	300	380
装模高度调节量 Die H. adjustment		mm	50	50	60	60	60	60	70	70	90	90	90	100
滑块中心至机身距离 Throat depth		mm	150	180	205	220	205	220	230	230	290	290	300	380
工作台厚度 Bolster thickness		mm	50	55	60	60	60	60	70	70	100	100	100	100
立柱距离 Distance uprights		mm	200	240	300	300	280	280	290	290	380	380	400	530
工作台尺寸 Bed size	前后 FxB	mm	280	330	380	410	380	410	430	430	540	540	560	710
	左右 LxR	mm	420	550	610	650	590	650	650	650	800	800	850	1080
工作台孔尺寸 Bed opening dimension	前后 FxB	mm	110	130	200	200	150	150	180	180	230	230	230	380
	左右 LxR	mm	220	260	290	290	300	300	340	340	360	360	420	560
	直径 Dia.	mm	160	180	260	260	200	200	230	230	280	280	300	500
落料孔尺寸 Blanking hole size		mm	100	120	150	150	150	150	150	150	200	200	200	250
滑块底面尺寸 Slide bottom size	前后 FxB	mm	150	170	190	190	190	190	230	230	350	350	310	360
	左右 LxR	mm	190	210	210	210	240	240	290	290	370	370	380	430
模柄孔尺寸 Shank hole size	直径 Dia.	mm	30	50	50	50	50	50	50	50	60	60	60	60
	深度 Depth	mm	50	70	70	70	70	70	70	70	75	75	75	75
最大傾斜角 Max. angle		°	20	20	20	20	20	20	20	20	30	30	20	20
电动机 Motor		KW	1.5	2.2	3	3	3	3	5.5	5.5	7.5	7.5	7.5	11
外形尺寸 Overall dimensions	前后 FxB	mm	1120	1155	1470	1485	1500	1515	1530	1530	1895	1895	1930	2470
	左右 LxR	mm	700	915	1015	1045	1040	1070	1080	1080	1360	1360	1380	1740
	高度 H	mm	1780	2020	2130	2160	2250	2280	2380	2380	2710	2710	2760	3310
净重 Net weight		Kg	900	1200	2200	2300	2400	2500	3300	3300	5500	5500	6600	10000

J21 系列开式固定台压力机
J21SERIES C FRAME FIXED POWER PRESS

- J21系列压力机是通用型开式固定台曲柄压力机，机身采用整体铸造或钢板焊接机身，刚性离合器，63T及以上机型采用弹簧式平衡器，工件平衡可靠。其中J21-125T 以上型号均采用矩形导轨，从而更好地提高了机床的导向精度和模具使用寿命。J21-160以上为电动调节封高，该系列压力机构采用棒式双转键离合结构，可满足客户多用途需要。

- J21 series presses are universal open type fixed table crank presses. The fuselage adopts integral casting or steel plate welding body, rigid clutch, 63T and above models adopt spring- type balanced structure, and the workpiece balance is reliable. Among them, the J21-125T and above models adopt rectangular guide rails, which can better improve the guiding precision and die life of the machine tool. J21-160 and above are electric adjustment and sealing height.

型号 TYPE		单 位	J21-35	J21-35B	J21-40A	J21-40B	J21-63A	J21-80A	JN21-100	J21-100	J21-125	J21-160	J21-200	J21-250
滑块公称力 Nominal capacity		KN	350	350	400	400	630	800	1000	1000	1250	1600	2000	2500
公称力行程 Nominal stroke		mm	5	5	3	3	4	9	5	10	10	12	12	12
滑块行程 Slide stroke		mm	80	90	100	110	110	130	130	130	130	160	130	180
行程次数 Strokes per minute		min^{-1}	50	45	60	45	45	45	50	38	38	40	35	30
最大封闭高度 Max shut H.		mm	280	310	280	310	320	430	400	480	500	480	450	480
最大装模高度 Max.die H.		mm	220	250	220	250	250	330	300	380	400	350	320	480
装模高度调节量 Die H. adjust		mm	60	60	60	60	70	90	90	100	100	130	130	100
滑块中心至机身距离 Throat depth		mm	205	220	205	220	230	290	300	380	380	380	380	450
工作台厚度 Bolster thickness		mm	60	60	60	60	70	100	100	100	100	130	130	170
立柱距离 Distance btw uprights		mm	300	300	280	280	310	380	400	530	500	650	660	960
工作台尺寸 Bed dimension	前后 FxB	mm	380	410	380	410	430	540	560	710	710	720	720	880
	左右 LxR	mm	610	650	590	650	680	900	850	1080	1080	1190	1300	1600
工作台孔尺寸 Bed opening size	前后 FxB	mm	200	200	150	150	180	230	230	380	300	300	300	/
	左右 LxR	mm	290	290	300	300	340	360	420	560	530	530	530	/
	直径 Dia.	mm	260	260	200	200	230	280	300	500	400	400	400	/
落料孔尺寸 Blanking hole size		mm	150	150	150	150	150	200	200	250	250	250	250	200
滑块底面尺寸 Slide bottom size	前后 FxB	mm	190	190	190	190	230	350	310	360	360	520	520	650
	左右 LxR	mm	210	210	240	240	290	370	380	430	430	590	650	850
模柄孔尺寸 Shank hole size	直径 Dia.	mm	50	50	50	50	50	60	60	60	60	70	70	70
	深度 Depth	mm	70	70	70	70	70	75	75	75	75	80	80	105
电动机 Motor		KW	3	3	3	3	5.5	7.5	7.5	11	11	15	18.5	30
外形尺寸 Overall dimensions	前后 FxB	mm	1470	1485	1500	1515	1463	1895	1850	2240	2340	2500	2620	2850
	左右 LxR	mm	1015	1045	1040	1070	1300	1360	1550	1700	1700	1890	1960	2170
	高度 H	mm	2130	2160	2250	2280	2400	2750	2790	3260	3280	3400	3415	4200
净重 Net weight		Kg	2200	2300	2400	2500	3300	5500	7000	10000	10000	13200	14450	17500

J21S 系列深喉口开式固定台压力机
J21S DEEP THROAT PRESS

- J21S系列压力机是加大喉口深度的开式固定台压力机，该产品工作空间大，工件可不用掉头完成冲压，广泛用于大尺寸板料的冲压加工。
- 40吨以上产品均采用钢板焊接机身，强度和刚度很高。并采用刚性棒式离合器，操作、维修都很方便。工作平稳，性能可靠。

- The J21S series press is an open type fixed table press that increases the depth of the throat. The product has a large working space, and the workpiece can be punched without using a U-turn. It is widely used for the stamping of large-sized sheets.
- More than 40 tons of products are welded with steel plates, high strength and rigidity. The rigid rod clutch is adopted, which is convenient for operation and maintenance. Smooth work and reliable performance.

型號TYPE		单位	J21S-16A	J21S-25A	J21S-40B	J21S-63A	J21S-80A	J21S-100	J21S-125
滑块公称力 Nominal capacity		KN	160	250	400	630	800	1000	1250
公称力行程 Nominal stroke		mm	2	3	3	4	9	10	10
滑块行程 Slide stroke		mm	65	80	100	110	130	130	130
行程次数 Strokes per minute		min^{-1}	90	70	45	45	45	38	38
最大封闭高度 Max shut height		mm	210	250	280	320	380	480	500
最大装模高度 Maxium die height		mm	160	195	220	250	280	380	400
装模高度调节量 Die height adjustment		mm	50	50	60	70	90	100	100
滑块中心至机身距离 Throat depth		mm	450	550	650	800	800	800	800
工作台厚度 Bolster thickness		mm	50	55	60	70	100	100	100
立柱距离 Distance btw uprights		mm	200	240	270	300	430	530	500
工作台尺寸 Bed dimension	前后 FxB	mm	280	330	410	500	600	710	710
	左右 LxR	mm	420	550	650	770	920	1080	1080
工作台孔尺寸 Bed opening size	直径 Dia.	mm	160	180	200	150	200	500	400
落料孔尺寸 Blanking hole size		mm	100	120	150	150	200	250	250
滑块底面尺寸 Slide bottom size	前后 FxB	mm	150	170	190	230	350	360	360
	左右 LxR	mm	190	210	240	290	370	430	430
模柄孔尺寸 Shank hole size	直径 Dia	mm	30	50	50	50	60	60	60
	深度 Depth	mm	50	70	70	70	75	75	75
电动机 Motor		KW	1.5	2.2	3	5.5	7.5	11	11
外形尺寸 Overall dimensions	前后 FxB	mm	1580	1690	2200	2290	2360	2770	2770
	左右 LxR	mm	700	915	1020	1100	1360	1740	1740
	高度 H	mm	1780	2020	2250	2390	2710	3260	3260
净重 Net weight		Kg	1200	1850	3200	4800	6700	11550	13000

JD31 系列闭式单点压力机
JD31 SERIES H TYPE 1 POINT PRESS MACHINE

- 该系列产品为通用性压力机，滑块具有单次、连续运行功能。适用于五金、轴承，水暖，电声，汽配，标准件，家电等行业的冷，热冲压工艺。
- 机身由钢板焊接，刚度强度特优。滑块由机身上的镶铜四面导轨导向，耐磨且精度保持性好，配有气缸式双平衡装置，使机器传动系统运行平稳、噪声低。采用集中与分散相结合的润滑系统，经济又可靠。操作系统由双手按钮及脚踏开关控制，操作简单，安全可靠。

- This series of products is a universal press with a single, continuous operation of the slider. Suitable for cold and hot stamping processes in hardware, bearings, plumbing, electro-acoustic, auto parts, standard parts, home appliances and other industries.
- The fuselage is welded by steel plate and the rigidity is excellent. The slider is guided by the copper-plated four-sided guide rail on the fuselage, which is wear-resistant and has good precision retention. It is equipped with a cylinder-type double balance device, which makes the machine transmission system run smoothly and has low noise.

型号 TYPE		单位	JD31-80A	JD31-125	JD31-125A	JD31-160	JD31-160A	JD31-200A
公称力 Nominal capacity		KN	800	1250	1250	160	1600	2000
公称力行程 Nominal stroke		mm	9	12	10	12	12	12
滑块行程 Stroke slide		mm	150	160	160	230	230	230
行程次数 Strokes per minute		min^{-1}	45	38	38	30	30	35
最大装模高度/最大封闭高度 Max die height/max shut height		mm	350/450	400/500	400/500	380/480	380/480	440/570
装模高度调节量 Die H adjustment		mm	90	100	90	100	100	100
工作台板尺寸 Bed dimension	前后 FxB	mm	480	620	630	650	650	700
	左右 LxR	mm	480	620	650	650	650	700
	厚度 T.	mm	100	100	100	100	100	130
	直径 Dia	mm	120	120	120	110	150	150
工作台尺寸 Bed opening size	前后 FxB	mm	480	620	630	650	650	700
	左右 LxR	mm	500	620	650	650	650	700
	直径 Dia	mm	130	150	130	150	150	160
及身立柱间距 Distance btw columns		mm	330	650	650	670	750	750
滑块底面尺寸 Side bottom size	前后 FxB	mm	400	450	450	450	500	580
	左右 LxR	mm	450	580	500	600	600	700
模柄孔尺寸 Shank hole size	直径 Dia	mm	60	60	60	70	70	70
	深度 Depth	mm	80	80	80	100	95	95
电动机 Electric motor		KW	7.5	11	11	15	18.5	22
外形尺寸 Overall dimensions	前後 FxB	mm	1640	2035	1800	1850	1880	1920
	左右 LxR	mm	1450	1700	1850	1900	1980	2070
	高度 H	mm	2650	3320	2980	3350	3760	3860
重量（约） Weight（approximate）		Kg	7000	8000	11500	9800	13000	15000

JG31 系列闭式单点压力机
JD31 SERIES H TYPE 1 POINT PRESS MACHINE

- 该系列产品为通用性压力机，滑块具有寸动单次连续脚踏运动功能。采用寓意干式气动摩擦离合制动器，315T以上电动调模装置，适用于五金、轴承，水暖，电声，汽配，标准件，家电等行业的冷，热冲压工艺。
- 机身由钢板焊接，刚度强度特优。滑块由机身上的镶铜四面导轨导向，耐磨且精度保持性好，配有气缸式双平衡装置，使机器传动系统运行平稳、噪声低。采用集中与分散相结合的润滑系统，经济又可靠。操作系统由双手按钮及脚踏开关控制，操作简单，安全可靠。

- This series of products is a universal press, and the slider has a single continuous pedal movement function. It adopts the meaning of dry pneumatic friction clutch brake, 315T electric mold adjustment device, suitable for cold, hot stamping process of hardware, bearing, plumbing, electro-acoustic, auto parts, standard parts, home appliances and other industries.
- The fuselage is welded by steel plate and the rigidity is excellent. The slider is guided by the copper-plated four-sided guide rail on the fuselage, which is wear-resistant and has good precision retention. It is equipped with a cylinder-type double balance device, which makes the machine transmission system run smoothly and has low noise.

型号 TYPE		单位	JG31-160	JG31-200	JG31-250	JG31-315	JG31-400
公称力 Nominal capacity		KN	1600	2000	2500	3150	4000
公称力行程 Nominal stroke		mm	12	12	12	10	12
滑块行程 Stroke slide		mm	230	230	230	250	280
行程次数 Strokes per minute		min^{-1}	40	35	28	30	30
最大装模高度/最大封闭高度 Max die height/Max shut height		mm	380/480	440/570	420/560	480/660	500/680
装模高度调节量 Die H adjustment		mm	100	100	100	100	100
工作台板尺寸 Bed dimension	前后 FxB	mm	650	700	850	1100	1100
	左右 LxR	mm	650	700	730	900	900
	厚度 T.	mm	100	130	140	180	180
	直径 Dia.	mm	150	150	230	280	280
工作台尺寸 Bed opening size	前后 FxB	mm	650	700	850	1100	1100
	左右 LxR	mm	650	700	730	900	900
	直径 Dia.	mm	150	160	300	300	300
机身立柱间距 Distance btw columns		mm	710	750	750	920	920
滑块底面尺寸 Side bottom size	前后 FxB	mm	500	580	560	640	640
	左右 LxR	mm	550	700	510	700	700
模柄孔尺寸 Shank hole size	直径 Dia.	mm	70	70	75	75	75
	深度 Depth	mm	95	95	120	110	110
电动机 Electric motor		KW	18.5	22	22	30	37
外形尺寸 Overall dimensions	前后 FxB	mm	1950	1880	2180	2360	2450
	左右 LxR	mm	2130	2250	2310	2550	2580
	高度 H	mm	3720	3820	3780	4200	4300
重量（约） Weight（approximate）		Kg	13500	15000	17300	26000	29000

Y27 型四柱快速薄板拉伸液压机
Y27 4 COLUMNS 2 ACTIONS HYDRAULIC PRESS

- Y27型四柱薄板拉深液压机主要用于金属薄板的弯曲、拉伸成型，冲裁落料、翻边等各种冲压工艺，机器备有液压垫(供压边用)，工作台面设有顶杆孔，特别适用于金属薄板拉伸成型用。具有独立的电气和液压系统，便于操作和维修。采用PLC控制的电气系统结构紧凑，工作灵敏、可靠、柔性好。特别适用于以下领域。
- 汽车零部件：车身覆盖件、制动片、邮箱、底盘、桥壳、保险杆等；
- 家用电器：洗衣机零件、电饭锅零件、冰箱零件等
- 厨房用具：洗涤槽、壶具、不锈钢用具、其他各种容器
- 其他：拖拉机、摩托车、航天、航空、军工

- Y27 type 4-column thin plate drawing hydraulic machine is mainly used for bending and stretching of metal sheet, punching and blanking, flanging and other stamping processes. Equipped with hydraulic pad(for pressure edge), and the work surface is provided with ejector.
- Hole, especially suitable for sheet metal stretch forming.
- With independent electrical and hydraulic systems for easy operation and maintenance.
- The PLC-controlled electrical system is compact, flexible, reliable and flexible.
- Especially suitable for the following areas

型号 TYPE		单位	Y27-315	Y27-500	Y27-630	Y27-800	Y27-1000	Y27-1250	Y27-1600	Y27-2000
公称力 Nominal capacity		KN	3150	5000	6300	8000	10000	12500	16000	20000
滑块行程 Slide stroke		mm	800	800	900	900	1000	1000	1000	1000
回程力 Back stroke pressure		KN	300	600	680	1000	1300	1680	2000	2500
液压垫压力 Hydraulic pressure cushion		KN	800 (1250)	1250 (2000)	1250 (2000)	2000 (2500)	2000 (3150)	3150 (4000)	4000 (5000)	5000 (6000)
液压垫行程 Hydraulic cushion stroke		mm	300	300	350	350	350	350	350	350
开口高度 Opening H.		mm	1250	1300	1400	1400	1500	1500	1500	1600
主缸速度 Master cylinder speed	空程 Idle stroke	mm/s	200-300	200-300	200-300	200-300	200-300	200-300	200-300	200-300
	工作 Work	mm/s	16-20	15-20	14-19	18-23	15-20	17-23	17-23	17-23
	回程 Back	mm/s	160	150	145	140	126	145	140	130
液压垫速度 Hydraulic cushion speed	上行 Up	mm	78	80	78	70	62	60	60	52
	回程 Back	mm	120	110	120	100	100	80	80	70
工作台有效尺寸 Bolster area	前后 F-B	mm	1400	1600	1600	1600	2500	2500	2500	2500
	左右 L-R	mm	1600	2200	2200	2500	3500	4200	4200	3600
液压垫有效尺寸 Hydraulic cushion size	前后 F-B	mm	790	1100	1100	1100	1700	1700	1700	1700
	左右 L-R	mm	1090	1400	1400	1700	2300	3200	3200	3200
顶出孔中心距 Top of the center distance		mm	150×150	150×150	150×150	150×150	150×150	150×150	150×150	150×150
电机功率 Power of motor		KW	30	67.5	67.5	97.5	97.5	118.5	146	191
選配：反冲缸 Optional: recoil cylinder		KN	1600	2500	2500	3600	4000	4500	5000	6300
选配：反冲缸行程 Optional:recoil cylinder stroke		mm	50	50	50	50	50	50	50	50

Y28 型四柱快速拉伸液压机
Y28 4 COLUMNS HYDRAULIC PRESS



- Y28系列四柱快速拉伸液压机可进行多用途的压力加工，主要用于薄板拉伸、成型、校直、压印等工序。适用于餐具、厨具、灯饰、钟表、电器、汽车、粉末冶金件加工等。
- 主要液压元件、电器元件均采用进口产品。

- Y28 series four-column deep drawing hydraulic press can be used for multi-purpose pressure processing, mainly used for sheet stretching, forming, straightening and imprinting. Suitable for tableware, kitchen utensils, lighting, watches, electrical appliances, automobiles, powder metallurgy parts processing.
- The main hydraulic components and electrical components are imported products.

油压机系列 Hydraulic Press Machinie Series

型号 TYPE		单位	Y28-65/100	Y28-80/120	Y28-100/150	Y28-150/200	Y28-150/220	Y28-200/300	Y28-250/350
主缸压力 Master cylinder N.C.		KN	650	800	1000	1500	1500	2000	2000
主缸行程 Master cylinder stroke		mm	400	400	500	550	550	550	550
底缸压力 Bottom cylinder capacity		KN	350	400	500	500	700	1000	1000
底缸行程 Bottom cylinder stroke		mm	200	200	250	250	250	250	250
退料缸顶出力 Knockout capacity		KN	7.6	7.6	16	16	16	16	16
退料缸行程 Knockout stroke		mm	150	150	150	150	150	180	180
最大开口高度 Max.open H.		mm	750	750	900	960	960	980	1000
主缸下行速度 Master cylinder down speed		mm/s	160	160	170	172	172	170	170
主缸工作速度 Master cylinder speed		mm/s	31	26	26	22	22	20	20
主缸回程速度 Master back speed		mm/s	155	143	156	167	167	170	154
工作台有效面积 Table effective size	前后F-B	mm	600	600	700	800	800	900	1000
	左右L-R	mm	600	600	700	800	800	900	1000
电机功率 Motor		KW	11	11	15	18.5	18.5	22	30
外形尺寸 Overall size	前后F-B	mm	1100	1100	1200	1280	1280	1460	1570
	左右L-R	mm	1600	1600	1760	1860	1860	2030	2180
	高H	mm	2840	2880	3150	3350	3350	3580	3650

型号 TYPE		单位	Y28-315/415	Y28-315/465	Y28-350/500	Y28-400/600	Y28-500/750	Y28-630/930
主缸压力 Master cylinder N.C.		KN	3000	3000	3500	4000	5000	6300
主缸行程 Master cylinder stroke		mm	620	700	700	800	800	800
底缸压力 Bottom cylinder capacity		KN	1000	1500	1500	2000	2500	3000
底缸行程 Bottom cylinder stroke		mm	275	300	300	300	350	350
退料缸顶出力 Knockout capacity		KN	30	30	30	30	40	40
退料缸行程 Knockout stroke		mm	180	180	180	180	200	200
最大开口高度 Max.open H.		mm	1100	1150	1150	1200	1300	1300
主缸下行速度 Master cylinder down speed		mm/s	200	200	200	200	250	250
主缸工作速度 Master cylinder speed		mm/s	18	18	18	16	16	14
主缸回程速度 Master back speed		mm/s	183	183	161	145	140	132
工作台有效面积 Tableeffective size	前后F-B	mm	1000	1100	1300	1300	1450	1500
	左右L-R	mm	1000	1000	1200	1200	1500	1500
电机功率 Motor		KW	30	37	45	45	55	55
外形尺寸 Overall size	前后F-B	mm	1680	1700	1880	1980	1600	1700
	左右L-R	mm	2220	2400	2410	2510	3500	3700
	高H	mm	3780	4260	4370	4500	5100	5500

YA32 型四柱快速液压机
YA32 4 COLUMNS FAST HYDRAULIC PRESS

● YA32系列四柱快速液压机具有较广泛的性能，适用于可塑性材料的压制工艺，如冲压、弯曲、翻边，也可以从事校正、压装、砂轮成型及塑胶制品的压制成型工艺。

● YA32 series four-column fast hydraulic press has a wide range of performance, suitable for the pressing process of plastic materials, such as stamping, bending, flanging, can also be engaged in calibration, press-fit, grinding wheel molding and plastic products press forming process.

型号 TYPE		单位	YA32-40	YA32-63	YA32-80	YA32-100	YA32-160	YA32-200	YA32-315	YA32-315C
主缸压力 Master cylinder capacity		KN	400	630	800	1000	1600	2000	3150	3150
主缸行程 Master cylinder stroke		mm	400	400	400	500	500	500	700	700
主缸空载下行速度 Master cylinder idle down speed		mm/s	170	168	160	180	173	160	168	190
主缸工作速度 Master cylinder working speed		mm/s	29	24	26	20	20	17	12.5	12.5
主缸回程速度 Master cylinder back speed		mm/s	160	162	155	150	156	141	187	187
最大开口高度 Max.open H.		mm	600	600	650	750	800	930	1050	1100
工作台有效面积 Table effective size	前后F-B	mm	450	500	500	600	700	850	1000	1280
	左右L-R	mm	450	500	500	600	700	850	1000	1260
下顶出缸顶出力 Knockout capacity		KN	选配100	选配150	选配200	250	250	400	500	500
下顶出缸行程 Knockout stroke		mm	选配 200	选配200	选配200	200	200	250	250	250
电机功率 Motor		KW	5.5	7.5	11	11	18.5	18.5	22	22
外形尺寸 Overall dimension	前后F-B	mm	930	950	1000	1135	1260	1150	1600	1860
	左右L-R	mm	990	1010	1060	1680	1860	1350	2220	2510
	高度H	mm	2420	2500	2820	2910	3200	3300	3520	3880

型号 TYPE		单位	YA32-400	YA32-500	YA32-500B	YA32-630	YA32-630B	YA32-800	YA32-1000	YA32-1600
主缸压力 Master cylinder capacity		KN	4000	5000	5000	6300	6300	8000	10000	16000
主缸行程 Master cylinder stroke		mm	700	800	800	800	900	900	900	1000
主缸空载下行速度 Master cylinder idle down speed		mm/s	190	190	250	200	220	230	230	250
主缸工作速度 Master cylinder working speed		mm/s	12.5	15.3	18	16	16	13	12	10
主缸回程速度 Master cylinder back speed		mm/s	187	161	185	185	156	158	154	130
最大开口高度 Max.open H.		mm	1100	1250	1400	1300	1400	1300	1500	1600
工作台有效面积 Table size	前后F-B	mm	1280	1400	1600	1400	1600	1600	1600	1600
	左右L-R	mm	1260	1400	2000	1400	2000	1800	2000	2500
下顶出缸顶出力 Knockout capacity		KN	800	800	1000	1000	1000	1250	1250	2500
下顶出缸行程 Knockout stroke		mm	300	300	300	300	300	300	300	300
电机功率 Motor		KW	37	44	60	60	60	74	90	120
外形尺寸 Overall dimension	前后F-B	mm	1860	1900	1650	1950	2200	1700	1750	1800
	左右L-R	mm	2510	2650	2500	2750	3100	2800	3000	4200
	高度H	mm	3950	4580	5300	4300	5600	6150	6200	6300

Y30A 型快速液压机
Y30A FAST HYDRAULIC PRESS

● Y30A系列采用整体焊接的坚固开式结构可使机身保持足够刚性的同时拥有最方便的操作空间，结构紧凑，安全平稳，速度快，效率高，能耗低，操作简单；方便的手动调整机构可调整压头或上工作台在行程中任意压制。压力、行程可按压制工艺要求调整；双手制操作，设有急停和寸动功能，安全高效；采用进口液压、电器元件及密封件，经久耐用。金属或非金属零件的压印、成型、浅拉伸、整形及压力装配等；眼镜、锁具及五金零件的压制、电子接插件、电器零件、电机转、定子压装等。

● Y30A series adopts the solid welded open structure to keep the fuselage rigid enough to have the most convenient operation space, compact structure, safe and stable, fast speed, high efficiency, low energy consumption, simple operation; convenient manual adjustment mechanism The adjustable head or upper table can be pressed at will during the stroke. Pressure, stroke can be pressed to control the process requirements

油压机系列 Hydraulic Press Machinie Series

型号 TYPE		单 位	Y30A-25	Y30A-40	Y30A-63	Y30A-80
公称压力 Nominal capacity		KN	250	400	630	800
最大行程 Max.stroke		mm	250	300	300	300
开口高度 Max.open height		mm	400	450	450	500
喉深 Deep throat		mm	200	200	225	275
滑块底面尺寸 Slider bottom size		mm	300×220	400×250	400×280	480×350
模柄孔尺寸 Shank hole size		mm	ϕ40×60	ϕ50×70	ϕ50×70	ϕ60×75
工作台尺寸 Table size	左右L-R	mm	500	500	550	650
	前后F-B	mm	400	400	450	550
工作台距地面高度 Bolster surface height		mm	850	850	850	850
外形尺寸 Overall dimension	左右L-R	mm	620	720	800	850
	前后F-B	mm	1100	1230	1350	1450
	高度H	mm	2020	2100	2250	2330
电机功率 Motor		KW	5.5	5.5	7.5	11

YB32 型四柱冷挤压液压机
YB32 4 COLUMNS COLD EXTRUSION HYDRAULIC PRESS

- YB32型采用四柱平衡结构、主缸下压式，使之具有精度高、工作台固定和方便操作等特点。特别适用于：五金、金饰、眼镜、砂轮、电器、压花、复膜、金属牌、表带(壳、底)塑胶橡胶等行业制品成型之用。另可根据客户要求生产保压型、退料装置系列液压机。

- YB32 adopts four-column balance structure and main cylinder pressing type, which makes it have high precision, fixed worktable and convenient operation. Especially suitable for: hardware, gold ornaments, eyes, grinding wheels, electrical appliances, embossing, laminating, metal plates, straps (shell, bottom) plastic rubber and other industrial products for molding. In addition, we can produce hydraulic presses for pressure-preserving and returning devices according to customer requirements.

型号 TYPE		单位	YB32-100	YB32-200	YB32-315	YB32-500	YB32-600
主缸压力 Master cylinder capacity		KN	1000	2000	3150	5000	6300
主缸行程 Master cylinder stroke		mm	200	250	300	300	300
回程力 Back capacity		KN	84	110	142	180	200
主缸下行速度 Master cylinder down speed		mm/s	145	143	155	155	150
主缸工作速度 Master cylinder working speed		mm/s	7	7	7	6	6
主缸回程速度 Master cylinder back capacity		mm/s	151	128	142	141	140
退料缸壓力 Knockout capacity		KN	100	160	200	300	400
退料缸行程 Knockout stroke		mm	100	100	150	150	150
活动梁与工作台最大开口 Max.distance btw moveable plank and table		mm	400	480	560	620	650
工作台距地面高度 Bolster surface height	前后 F-B	mm	420	580	700	880	900
	左右 L-R	mm	430	580	700	880	900
外形尺寸 Overall dimension	前后 F-B	mm	880	960	1150	1215	1300
	左右 L-R	mm	1350	1400	1450	1500	1500
	高 H	mm	2350	2500	2620	2900	2950
电机功率 Motor		KW	5.5	7.5	11	15	18.5

Y27K 框架式薄板冲压液压机
Y27K H FRAME HYDRAULIC PRESS

- 本系列采用框架结构，机身刚性好。滑块采用四角八面导轨导向，调整精度高、抗偏载能力强，导轨自动润滑。本机滑块下行速度快，工作台面大，具有上滑块及液压垫的反拉伸功能，工艺范围广，可完成金属薄板的拉深、冲裁、弯曲、翻边等工艺。尤其适用于汽车行业的钢圈、车身、桥壳、底盘、车门等零件。
- 可选附件：移动工作台、冲裁缓冲装置、打料装置、光电保护装置、行程压力数显装置、触摸工业显示屏、PLC可编程序控制器等。

- This series adopts frame structure and the rigidity of the body is good. The slider adopts four-corner and eight-sided guide rails, which has high adjustment precision, strong anti-offset capability and automatic lubrication of the guide rail. The slider of this machine has a fast descending speed and a large work surface. It has a reverse stretching function of the upper slider and the hydraulic pad, and has a wide process range, and can complete the processes of drawing, punching, bending and flanging of the metal thin plate.
- Especially suitable for the automotive industry, such as steel ring, body, axle housing, chassis, door and other parts.

油压机系列 Hydraulic Press Machinie Series

型号 TYPE		单位	Y27K-315	Y27K-500	Y27K-500A	Y27K-630	Y27K-630A	Y27K-800	Y27K-1000	Y27K-1250	Y27K-1600	Y27K-2000
公称力 Nominal capacity		KN	3150	5000	5000	6300	6300	8000	10000	12500	16000	20000
回程力 Back capacity		KN	600	550	550	600	600	800	1000	1250	1500	1700
液压垫力 Hydraulic cushion capacity		KN	630	2000	2000	2000	2000	2500	3000	4000	4000	5000
滑块行程 Slier stroke		mm	800	900	1000	900	1000	1100	1100	1200	1300	1300
液压垫行程 Hydraulic cushion stroke		mm	300	350	350	400	400	400	400	450	450	450
最大开口高度 Max.open height		mm	1250	1500	1600	1500	1600	1800	1800	2000	2000	2000
滑块行程速度 Slier stroke speed	空程 Idle	mm/s	120	250	250	250	250	250	300	300	30	300
	工作 Working	mm/s	6-10	10-20	10-20	10-20	10-20	10-20	10-20	10-20	10-25	10-25
	回程 Back	mm/s	600	200	200	200	200	200	250	250	250	250
顶出速度 Knockout speed	上行 Up	mm	50	90	90	60-90	60-90	60-90	60-90	60-90	60-90	50-60
	退回 Back	mm	120	120	120	120	120	120	120	100	120	110
工作台尺寸 Table size	左右 L-R	mm	1260	2000	2800	2500	3000	3600	3600	4500	5000	5200
	前后 F-B	mm	1120	1200	1600	1800	1800	2400	2400	2600	2600	2600
移动工作台载量 Moveable tableoverload		T	/	/	15	15	20	20	30	40	50	50
液压垫尺寸 Hydraulic cushion size	左右 L-R	mm	650	1200	2000	1750	2200	2900	2900	3800	4250	4250
	前后 F-B	mm	650	750	1100	1100	1250	1700	1700	1750	1750	1750
外形尺寸 Overall dimension	左右 L-R	mm	2400	3300	5000	4400	4400	5390	5390	5500	6800	5620
	前后 F-B	mm	1800	2000	3300	2700	2700	3050	3050	3100	3150	3200
	高 H	mm	5200	6500	6500	6600	6700	6900	7300	7800	8000	7800
电机功率 Motor		KW	22	60	60	88	88	104	104	141	228	293

Y34 型框架式上移式液压机
Y34 H FRAME MOVING-UP HYDRAULIC PRESS

- Y34型框架上移式液压机采用优质钢板焊接而成，主要适用于金属制品，如表壳、首饰、眼镜架和餐具制品成型。具有结构简单、易于维护、动作灵敏、操作安全可靠、易于安装和占地面积小等优点。
- 适用于五金、电器、表带、砂轮、塑胶橡胶、压花、复模等行业制品成型之用。

- Y34 frame uplift hydraulic press is made of high quality steel plate, which is mainly used for metal products such as watch case, jewelry, eyeglass frame and tableware. The utility model has the advantages of simple structure, easy maintenance, sensitive action, safe and reliable operation, easy installation and small floor space.
- Applicable to the molding of hardware, electrical appliances, watchbands, grinding wheels, plastic rubber, embossing, complex molding, etc.

型号 TYPE		单位	Y34-200	Y34-315	Y34-500
公称力 Master cylinder capacity		KN	2000	3150	5000
主缸行程 Master cylinder stroke		mm	160	160	160
最大开口高度 Max.open height		mm	400	400	400
退料缸压力 Knockout capacity		KN	50	100	200
退料缸行程 Knockout stroke		mm	60	60	60
工作台尺寸 Table size	前后 F-B	mm	480	580	680
	左右 L-R	mm	520	600	700
工作台上升速度 Working table up speed		mm/s	60	98	77
电机功率 Motor		KW	7.5	7.5	15
外形尺寸 Overall dimension	前后 F-B	mm	1200	1200	1360
	左右 L-R	mm	1240	1360	1830
	高 H	mm	1500	1620	2450

Y34X 型框架下移式液压机
Y34X H FRAME MOVING-DOWN HYDRAULIC PRESS

- Y34X型框架下移式液压机采用优质钢板焊接而成，主要适用于金属制品，如表壳、首饰、眼镜架和餐具制品成型。具有结构简单、易于维护、动作灵敏、操作安全可靠、易于安装和占地面积小等优点。
- 适用于五金、电器、表带、砂轮、塑胶橡胶、压花、复模等行业制品成型之用

- Y34X frame downshift hydraulic press is made of high quality steel plate, which is mainly used for metal products such as watch case, jewelry, eyeglass frame and tableware. The utility model has the advantages of simple structure, easy maintenance, sensitive action, safe and reliable operation, easy installation and small floor space.
- Applicable to the molding of hardware, electrical appliances, watchbands, grinding wheels, plastic rubber, embossing, complex molding, etc.

型号 TYPE		单 位	Y34X-315	Y34X-500	Y34X-630
主缸压力 Master cylinder capacity		KN	3150	5000	6300
主缸行程 Master cylinder stroke		mm	300	300	320
下顶出缸顶出力 Bottom cylinder capacity		KN	160	160	200
下顶出缸行程 Bottom cylinder stroke		mm	100	100	100
最大开口高度 Max.open height		mm	550	620	680
主缸下行速度 Master cylinder speed down		mm/s	120	116	136
主缸工作速度 Master cylinder working speed		mm/s	10	7	6
主缸回程速度 Master cylinder back speed		mm/s	180	174	120
工作台有效尺寸 Table size	前后 F-B	mm	780	860	980
	左右 L-R	mm	700	780	900
电机功率 Motor		KW	11	22	22
外形尺寸 Overall dimension	前后 F-B	mm	1200	1200	1210
	左右 L-R	mm	1960	2140	2260
	高 H	mm	2020	2260	2500

Y30 型单柱快速液压机
Y30 SINGLE POINT HIGH-SPEED HYDRAULIC PRESS

- Y30型单柱快速液压机具有结构刚性好，导向性好，速度快等特点。
- 该机可以进行可塑性材料及粉末制品的压制；轴类和其他类似零件的校正；电器零件的压装；薄板拉伸成型、调节、折弯等工艺用途。

- Y30 single-column fast hydraulic press has the characteristics of good structural rigidity, good guiding performance and fast speed.
- The machine can be used for the pressing of plastic materials and powder products; the correction of shafts and other similar parts; the press-fit of electrical parts; the process of sheet metal drawing, adjustment, bending and so on.

型号 TYPE		单 位	Y30-10	Y30-16	Y30-25	Y30-40	Y30-63	Y30-80	Y30-100	Y30-125	Y30-160	Y30-200	Y30-250
公称力 Nominal capacity		KN	100	160	250	400	630	800	1000	1250	1600	2000	2500
最大行程 Max.stroke		mm	200	250	300	350	400	400	450	450	450	500	550
最大开口高度 Open H.		mm	350	400	450	500	550	600	680	700	750	780	820
喉深 Deep throat		mm	180	200	240	280	300	320	320	320	335	335	335
主缸空载下行速度 Master cylinder idle down speed		mm/s	208	208	154	168	150	150	150	150	160	160	160
主缸工作速度 Master cylinder speed		mm/s	178	145	152	156	152	152	160	152	160	160	160
主缸回程速度 Master cylinder back S.		mm/s	178	145	152	156	152	152	160	152	160	160	160
工作台尺寸 Table size	前后 F-B	mm	350	380	460	540	580	620	620	620	650	650	650
	左右 L-R	mm	450	500	520	600	780	850	950	1100	1150	1200	1250
滑块尺寸 Slide size	前后 F-B	mm	150	180	200	250	260	300	310	340	370	420	450
	左右 L-R	mm	310	370	400	450	500	550	620	680	720	680	720
落料口尺寸 Blanking size		mm	ϕ100	ϕ120	ϕ150	ϕ180	ϕ180	ϕ180	ϕ200	ϕ200	ϕ200	ϕ200	ϕ200
电机功率 Motor		KW	4	4	5.5	5.5	7.5	7.5	11	15	18.5	22	22
外形尺寸 Overall dimension	前后 F-B	mm	840	900	1040	1230	1400	1500	1600	1860	1900	1860	1900
	左右 L-R	mm	630	680	750	820	900	1180	1300	1550	1650	1700	1750
	高 H	mm	1740	1900	2050	2260	2360	2500	2900	2740	2800	2740	2800

YP 型台式单柱快速液压机
YP TABLE TYPE SINGLE POINT FAST HYDRAULIC PRESS

- YP台式单注快速液压机空程速度快、工作效率高。具有较大的通用性，适用于塑胶材料的成型，如薄板件的拉伸、压印，轴类件的校正、零部件的压装等。
- 液压元件、电器元件及密封件均使用国际名牌产品。

- The YP desktop single-note quick hydraulic press has a fast idle speed and high work efficiency. It has great versatility and is suitable for the molding of plastic materials, such as stretching and stamping of thin-plate parts, correction of shaft parts, press-fitting of parts, etc.
- Hydraulic components, electrical components and seals use international famous brand products

型号 TYPE		单 位	Y30-16C	Y30-16C	Y30-25C	YP-6.3	YP-10	YP-6.3	YP-10C
公称力 Nominal capacity		KN	100	1630	250	63	100	63	100
最大行程 Max.stroke		mm	200	250	300	150	180	150	180
最大开口高度 Open H.		mm	350	400	450	250	320	250	320
喉深 Deep throat		mm	180	200	240	150	160	150	160
主缸空载下行速度 Master cylinder idle down speed		mm/s	60	70	58	290	250	/	/
主缸工作速度 Master cylinder speed		mm/s	38	44	37	30	37	30	37
主缸回程速度 Master cylinder working speed		mm/s	203	201	201	240	250	240	250
工作台尺寸 Table size	前后 F-B	mm	350	380	460	300	320	300	320
	左右 L-R	mm	450	500	520	450	500	450	500
滑块尺寸 Slide size	前后 F-B	mm	250	280	320	/	/	/	/
	左右 L-R	mm	450	500	520	450	500	450	500
落料口尺寸 Blanking size		mm	ϕ 100	ϕ 120	ϕ 150	ϕ 70	ϕ 9	ϕ 70	ϕ 90
模柄孔尺寸 Shank hole size		mm	/	/	/	ϕ32×60	ϕ36×60	ϕ32×60	36×60
电机功率 Motor		KW	4	5.5	5.5	1.75	3.7	1.75	3.7
外形尺寸 Overall dimension	前后 F-B	mm	840	900	1040	720	810	720	810
	左右 L-R	mm	630	680	750	580	700	580	700
	高 H	mm	170	1900	2050	1130	130	1130	1300

YKE2725 数控直齿锥齿轮铣齿机

YKE2725 CNC TWIN-HEAD STRAIGHT BEVEL GEAR CUTTING MACHINE

机床用途：

- 本机床适用于汽车、拖拉机、航空、机床、轻工等机械制造行业中直齿锥齿轮的切齿加工。在大批量生产中采用多台管理时，更能充分体现本机床的高效率特点。机床具有两个摇台，交替进入切削位置从而完成对锥齿轮副的成对加工。本机床使用方便。刀片在专用的磨刀机上进行重磨，能保证较高精度。机床立式布局有较高的刚度，模数6mm以下可从实体坯件上一次切制成型，生产效率较高，约为刨齿机的3-4倍。

Machine use:

- This machine tool is suitable for cutting straight bevel gears in machinery manufacturing industry, such as automobile, tractor, aviation, machine tool, light industry andsoon. Inmass production, the use of multiple management, more fully reflects the high-efficiency characteristics of the machine. Machine tools have two shaking heads, alternately into the cutting position to complete the pair of bevel gear pair processing. This machine tool is convenient to use. The Cutter is regrind on a special cutter sharpener to ensure high accuracy. The vertical layout of the machine tool has high rigidity, the modulus below 6mm can be made from the first cut of the solid billet, and the production efficiency is higher, about 3-4 times of the bevel gear generator. We have carried out many innovative transformations on the basis of Klingelnberg BF201A and realized CNC.

主要技术参数：
Specification

加工模数范围 Processing Modulus Range		1-10mm
节锥角范围 Section cone angle range		9° 25′-80° 35′
Ⅰ号工位最大摆入角 Max.penetration angle of Station Ⅰ		60°
Ⅱ号工位最大摆入角 Max.penetration angle of Station Ⅱ		60°
最大齿数 Max.NO of teeth		工件直径在加工范围内时不限齿数 No limit when the workpiece dia.is within machining range
最大齿宽 Max.tooth width		60mm
最大节锥母线长度 Max.Pitch cone bus length		130mm
刀盘转速 Cutter speed		4 级：30r/min、40r/min、50r/min、和 60r/min 4 class：30r/min、40r/min、50r/min、and60r/min
减速器 Reducer		EVB-090-3-10-K4-19GE19
加工一齿所需时间 Time required to process a tooth		5-53s 可无极调速 Stepless speed regulation
机床重量/毛重 Machine weight/Gross weight		7500Kg/8000Kg
机床尺寸 Machine Dimension(L×W×H)		2650×2300×2400mm
包装尺寸 Package Dimension(L×W×H)		3650×3300×2900mm
最大加工直径 Max.Processing Dia.	齿比数 5:1 时 Tooth ratio	小齿轮(Small gear)52mm，大齿轮(Big gear)238mm
	齿比数 4:1 时 Tooth ratio	小齿轮(Small gear)63mm，大齿轮(Big gear)238mm
	齿比数 3:1 时 Tooth ratio	小齿轮(Small gear)82mm，大齿轮(Big gear)238mm
	齿比数 2:1 时 Tooth ratio	小齿轮(Small gear)116mm，大齿轮(Big gear)232mm
	齿比数 1:1 时 Tooth ratio	小齿轮(Small gear)185mm，大齿轮(Big gear)185mm
机床电机功率 Machine motor	液压电动机总成 Hydraulic motor assembly	电机 3HP(泵 50T-36-FR)2.2KW Motor 3HP(pump50T-36-FR)2.2KW
	Ⅰ、Ⅱ工位摇台电动机Ⅰ、Ⅱ Station cradle motor	110ST-M04820LMBB 4.8N.M
	Ⅰ、Ⅱ工位工件头电动机Ⅰ、Ⅱ Station job head motor	110ST-M04820LMBB 4.8N.M
	冷却电动机 Cold motor	DB-100 0.25KW
	排屑机电机 Chip conveyor motor	排屑机电机(Chip conveyor motor) GH-22-200W-160S 0.2KW
		冷却泵(Cold pump)ALB-370HF-80/239 0.37KW
		润滑泵(Lubrication pump)ALB-180HF-80/239 0.37KW

YE2725 直齿锥齿轮铣齿机

YKE2725 TWIN-HEAD STRAIGHT BEVEL GEAR CUTTING MACHINE



机床用途：

- YE2725型直齿锥齿轮双刀盘铣齿机是根据平面产型齿轮原理，采用展成法加工直齿锥齿轮的通用机床。本机床适用于汽车、拖拉机、机床和其他机械制造行业中具有一定批量的直齿锥齿轮切齿加工。
- 本机床采用立式双工位布局，刀盘直径大，具有较好的刚性，使切削平稳。模数在6mm以下的齿轮可以在实体坯件上一次切制成型。机床有两个摇台，他们可交替进入切削位置，从而完成对锥齿轮副的成对加工。同时还可节省装卸工件的辅助时间。
- 本机床工位转换时用手动转阀，由液压完成。除工件装卸由人工进行外，整个齿轮的切齿加工都是自动完成，机床自动化程度高，操作简便，安全可靠。加工精度高，可达7级(GB11368-89),生产率较高，是刨齿加工的3-4倍。与Klingelnberg BF201A类似，部分有所升级创新。

Machine use:

- YE2725 is a general machine tool for machining straight bevel gear by means of development method according to the principle of planar production gear. This machine tool is suitable for cutting teeth of straight bevel gears in automobile,tractor,machine tool and other mechanical manufacturing industries.
- This machine adopts vertical double position layout, the cutter head diameter is large, has good rigidity, makes the cutting stable. Gears with modulus below 6mm can be machined at one time on a solid blank. The machine has two rockers, which alternately enter the cutting position to complete the pairing of bevel gears. At the same time, the auxiliary time of loading and unloading workpiece can be saved.
- This machine tool station conversion with manual valve, by hydraulic pressure. In addition to the manual loading and unloading of the workpiece, the whole gear cutter machining is automatically completed, the machine automation degree is high, easy to operate, safe and reliable. High precision, up to 7 level (GB11368-89), high productivity, 3 times as much as tooth planer processing. Similar to Klingelnberg BF201A, some of the upgrades are innovative.

主要技术参数：

Specification

加工模数范围 Processing Modulus Range		1-10mm
节锥角范围 Section cone angle range		9° 25′-80° 35′
最小齿数 Min.teeth number		Ⅰ号工件头 7 Ⅱ工件头 10
最大齿数 Max.NO of teeth		80
最大齿宽 Max.tooth width		60mm
最大节锥母线长度 Max.Pitch cone bus length		130mm
刀盘转速(2 级) Cutter speed(class 2)		25.32r/min
加工一齿所需时间 Time required to process a tooth		5-53s
机床重量/毛重 Machine weight/Gross weight		7500Kg/8200Kg
机床尺寸 Machine Dimension(L×W×H)		2070×2130×1700mm
包装尺寸 Package Dimension(L×W×H)		2650×2300×2150mm
最大加工直径 Max.Processing Dia.	齿比数 5:1 时 Tooth ratio	小齿轮(Small gear)52mm，大齿轮(Big gear)260mm
	齿比数 4:1 时 Tooth ratio	小齿轮(Small gear)63mm，大齿轮(Big gear)252mm
	齿比数 3:1 时 Tooth ratio	小齿轮(Small gear)82mm，大齿轮(Big gear)246mm
	齿比数 2:1 时 Tooth ratio	小齿轮(Small gear)116mm，大齿轮(Big gear)232mm
	齿比数 1:1 时 Tooth ratio	小齿轮(Small gear)185mm，大齿轮(Big gear)185mm
机床功率 Machine motor	液压电动机 Hydraulic motor	3KW
	Ⅰ、Ⅱ工位摇台电动机Ⅰ、Ⅱ Station cradle motor	3KW
	冷却电动机 Cold motor	0.25KW
	刀盘电动机 Cutter motor	3KW
精度 Precision	被加工齿轮精度 Accuracy of the processed gear	7th GB11365-89
	被加工齿轮齿面粗糙度 Tooth face roughness of the processed gear	Ra3.2

YK2350C 500MM数控直齿锥齿轮刨齿机

YK2350C 500MM CNC STRAIGHT BEVEL GEAR GENERATOR

机床用途：

- 本机床采用华中8型数控系统，三轴两联动，适用于汽车、农机、航空和机床等机器制造部门成批、小批和单件生产直齿锥齿轮。
- 本机床用两把标准刨刀按假想平顶齿轮原理进行加工。粗切、精切均可在同一台机床上进行，粗切采用切入法，工作方式选择“刨齿” 位置，刨齿方式选择“粗切”位置。精切采用滚切法，工作方式选择“刨齿” 位置，刨齿方式选择“精切” 位置，数控起动后，齿坯快速退出切削位置，必须大于齿高位(床鞍后移，即Z轴正向移动)，摇台快速返回(摇台顺时针X+方向转动到摆入角)后，齿坯进给(床鞍前移，即Z轴负向移动)到滚切位置，X轴Y轴联动，使刀具与齿坯相互滚转(摇台反时针X-转动，工件头顺时针Y+转动)，摇台转动到摆出角度，本齿精刨完成，齿坯退出切削位置，必须大于齿高位(床鞍后移，即Z轴正向移动)，摇台快速返回(摇台顺时针X+方向转动到摆入角)，工件头快速返回(逆时针Y-转动到本本齿开始位置)后，工件头再顺时针转动一个分度角度，实现自动分齿。然后加工下一齿，齿坯进给到滚切位(床鞍前移，即Z轴负向移动)，继续刨齿。如此循环动作，直到全部齿轮切削完毕，机床自动停车。

Machine use:

- The machine adopts Huazhong 8 CNC system, three axes and two linkage, suitable for straight bevel gear of the automobile, agricultural machinery, aviation and machine tools and other machine manufacturing departments in batches, small batches and single parts production.
- This machine tool is processed with two standard planer knives according to the hypothetical flat-top gear principle. Rough cutting and fine cutting can be carried out on the same machine tool. Rough cutting adopts the cutting method, the working mode selects the position of "planer", and the mode of shaving selects the position of "coarse cutting". By rolling cutting method, the position of "planing tooth" is chosen by working mode and the position of "fine cutting" is chosen by gear shaving mode. After NC starting, the gear blank must withdraw quickly from the cutting position, which must be greater than the upper position of the tooth (the back shift of the saddle, that is, the positive movement of Z axis). After the rocker returns quickly (the rocker rotates clockwise X to the pendulum angle), the gear feed (saddle forward, that is, the negative Z axis movement) to the gear feed (bed saddle forward, that is, Z axis negative movement) to Rolling position, X axis Y axis linkage, so that the cutter and the tooth billet roll each other (rocker counter-clockwise X-rotation, workpiece head clockwise Y rotation), rocker table rotation to swing angle, this tooth finish, the blank out of the cutting position, Must be greater than the top of the tooth (saddle backward, that is, Z axis forward movement), the rocker table fast return (the rocker table clockwise X rotation to the pendulum angle), the workpiece head fast return (counter-clockwise Y-rotation to the beginning of the tooth position), after the rapid return of the workpiece head (counter-clockwise Y-to the beginning of the tooth), The tool head rotates a indexing angle clockwise to realize automatic gear splitting. The next tooth is then processed, and the blank is fed to the roll-off position (saddle forward, that is, negative Z-axis movement). This circulates until all gears are cut and the machine stops automatically.

主要技术参数：
Specification

最大直径 Max.diameter	500mm
最大模数 Max.modulus	10mm
最大传动比 Gear ratio	1：8
最大节锥母线长度 Max.Pitch cone bus length	250mm
最大齿宽 Max.tooth width	90mm
加工齿轮的齿数范围 Processing range of teeth NO.	12-不限 12-no limit
节锥角范围 Rage of the pitch cone angle	7° 8′ -82° 52′
机床主轴端面至机床中心距离 Distance from the main driving shaft end face to machine tool center	75-370mm
工件箱主轴锥孔大端直径 Big end diameter of taper hole in main shaft of workpiece	100mm
锥度 1：20 Taper 1:20	锥孔深度 185mm Taper hole 185mm
使用刨刀 工具标准 Generator Cutter tool standard	(GR83-60) III
刀具每分钟往复冲程数(13 级) Reciprocating stroke of the cutters per minute	85-348(无级) 85-348(continuous)
加工一齿所需时间(无级)Time needed for processing a tooth(continuous)	13-166s
摇台最大摆角 Max.swing angle of the swing table	零刻线以上 30° 零刻线以下 30° Above or below Zero line ±30
主电动机功率、转速 Motor speed	3KW 1420r/min
摇台伺服电机功率 Swing table servo motor	3.8KW
工件头伺服电机功率 Job head servo motor	1.5KW
床鞍伺服电机功率 saddle servo motor	2.3KW
液压电动机功率 hydraulic servo motor	0.75KW
冷却电动机功率 cold servo motor	180W
排屑电动机功率 Chip removal servo motor	200W
回油电动机功率 Oil back servo motor	120W
机床外形(主机)(长×宽×高)Machine dimension(L×W×H)	2800×1900×2000mm
包装箱体积(长×宽×高)Package size(L×W×H)	4000×2000×2150mm
净重/ 毛重 Net weight /gross weight	5000Kg/ 5500Kg

Y2350A 500MM直齿锥齿轮刨齿机

Y2350A 500MM STRAIGHT BEVEL GEAR GENERATOR



机床用途：

- 500mm直齿锥齿轮刨齿机系加工直齿锥齿轮的半自动机床，适用于汽车、拖拉机、航空和机床等机器制造单位成批、小批或单位生产。
- 本机床用两把标准刨刀按“假想平顶齿轮”原理加工。粗精切均可在同一台机床上进行。粗切采用切入法，并将旋转扭旋至“粗切”位置，将摇台锁紧机构锁紧，使之不产生滚切运动。静切时，将旋转钮旋至“精切”位置，取下摇台锁紧机构，刀具与齿坯相互滚转，每切完一齿，齿坯退出切削位置，摇台快速返回，同时分齿机构自动分齿至下一个齿轮的切削位置，齿坯进给，继续切削，如此循环动作，直至全部齿轮切削完毕，机床自动停车。机床采用PLC控制。

Machine use:

- 500mm straight bevel gear planer is a semi-automatic machine tool for machining straight bevel gears. It is suitable for automobile, tractor, aviation and machine tool manufacturing units in batches, small batches or units.
- This machine tool is machined with two standard planer knives according to the principle of hypothetical flat-top gear. Rough and fine cutting can be done on the same machine tool. Rough cutting adopts the cutting method, and rotates to the "coarse cutting" position, locking the rocker locking mechanism, so that it does not produce roll-cutting motion. When still cutting, rotate the button to the "fine-cut" position, remove the locking mechanism of the rocker table, roll the tool and the blank into each other, once one tooth is cut, the gear will withdraw from the cutting position, and the rocker table will return quickly. At the same time, the gear-dividing mechanism automatically divides the teeth to the cutting position of the next gear, the blank feed, and continues cutting, so that the circular action until all the gears are finished, the machine tool automatically stops. Machine tool mining It is controlled by PLC.

主要技术参数：
Specification

最大直径 Max.diameter	500mm
模数范围 Modulus Range	1.5-10mm
最大传动比 Gear ratio	1：8
最大节锥母线长度 Max.Pitch cone bus length	250mm
最大齿宽 Max.tooth width	90mm
加工齿轮的齿数范围 Processing range of teeth NO.	12-200 齿 12-200 teeth
节锥角范围 Rage of the pitch cone angle	7°8′-82°52′
机床主轴端面至机床中心距离 Distance from the main driving shaft end face to machine tool center	75-370mm
工件箱主轴锥孔大端直径 Big end diameter of taper hole in main shaft of workpiece	100mm
锥度 1：20 Taper 1:20	锥孔深度 185mm Taper hole 185mm
使用刨刀 工具标准 Generator Cutter tool standard	(GR83-60) III型
刀具每分钟往复冲程数(13 级) Reciprocating stroke of the cutters per minute(class 13)	85-348 85-348
加工一齿所需时间(16 级)Time needed for processing a tooth(class 16)	13-166s 齿/秒 13-166s teeth/s
摇台最大摆角 Max.swing angle of the swing table	零刻线以上 30° 零刻线以下 30° Above or below Zero line ±30
主电动机功率、转速 Motor speed	3KW 1440r/min
液压电动机功率 转速 hydraulic servo motor speed	1.5KW 940r/min
冷却电动机功率 cold servo motor	0.125KW
机床外形(主机)(长×宽×高)Machine dimension(L×W×H)	2195×1670×1900mm
包装箱体积(长×宽×高)Package size(L×W×H)	2950×1730×2165mm
净重/ 毛重 Net weight /gross weight	5000Kg/ 5500Kg

YK2520 数控锥齿轮研齿机

YK2520 CNC BEVEL GEAR LAPPING MACHINE

机床用途：

- 本机床适用于正交锥齿轮和准双曲面齿轮副硬齿面的光整加工工序。该机即可研齿，也可配对检查，实用性强。最大检查齿轮200mm。

机床工作原理：

- 本机床是利用工件啮合的运转(正向和反向运转)过程中齿面间具有相对滑移的特性，再给工件从动轮一个适当的制动力矩和不断向齿面间注入研磨液改善齿面的质量，减小其工作振动和噪声，提高其表面粗糙度、工作平稳性和使用寿命。
- 三轴均采用伺服电机驱动，自动退出齿轮副所设定的间隙，误差0.01mm以内。
- 三轴联动，齿轮副安装距(大小轮)及偏置距不间断移动，改变齿轮的相对啮合位置，齿轮副相对滑移，实现研齿。

Machine use:

- This machine is suitable for the finishing process of the orthogonal bevel gear and the hypoid gear pair hard tooth surface. The machine can be used for grinding teeth, and it can also be paired and checked, which is practical. The maximum inspection gear is 200mm.

Machine tool working principle:

- This machine tool uses the characteristics of relative slip between the tooth surfaces during the operation of the workpiece meshing (forward and reverse running), and then applies a proper braking torque to the workpiece driven wheel and continuously injects the grinding fluid into the tooth surface to improve the tooth. The quality of the surface reduces its working vibration and noise, and improves its surface roughness, work stability and service life.
- The three axes are driven by servo motor, and the clearance set by the gear pair is automatically exited. The error is less than 0.01mm.
- The three-axis linkage, the gear pair mounting distance (size wheel) and the offset distance are continuously moved, the relative meshing position of the gear is changed, and the gear pair is relatively slipped to realize the grinding tooth.

主要技术参数：
Specification

最大工件直径(10:1)Max.workpiece diameter(10:1)		200mm
最大工件直径(1:1)Max.workpiece diameter(1:1)		100mm
主动主轴 Driving spindle	锥孔轴线至从动主轴端面的距离 Distance from the axis of a conical hole to the end of the driven spindle	100-180mm
	锥孔大端直径×深度 Big end diameter×depth	ϕ50×76mm
	锥度 Taper	1:20
	通孔直径 Through diameter	ϕ32mm
	转速(变频无极调速) Speed(variable frequency stepless speed regulation)	700-1500r/min 无极调速 700-1500r/min stepless speed regulation
从动主轴 Following spindle	锥孔轴线至主动主轴端面的距离 Distance from the axis of a conical hole to the end of the driving spindle	100-180mm
	锥孔大端直径×深度 Cone hole Big end diameter×depth	ϕ50×76mm
	锥度 Taper	1:20
	轴线垂直偏置量 Axis vertical bias	±40mm
	通孔直径 Through diameter	ϕ32mm
电机总容量 Motor total capacity		8.85KW
主电机 Y90S-4 Main motor Y90S-4		1.1KW
Z 轴(大轮安装距)交流伺服电机 HG-KN73J-S100 Z-axis(gear install distance) AC Servo motor HG-KN73J-S100		0.75KW
X 轴(小轮安装距)交流伺服电机 HG-SN102BJ-S100 X-axis(opinion install distance) AC Servo motor HG-SN102BJ-S100		1.0KW
Y 轴(偏置距)交流伺服电机 HG-SN152BJ-S100 Y-axis(offset) AC Servo motor HG-SN152BJ-S100		1.5KW
伺服加载电机 CTB-41P5ZGA15 Servo-loaded motor CTB-41P5ZGA15		1.5KW
研料泵电机 Y90S-2 Lapping pump motor Y90S-2		1.5KW
搅拌电机 BLYO-35-0.75 Stirring motor BLYO-35-0.75		0.75KW
液压泵 VB12 电机 1HP Hydraulic pump VB12 motor 1HP		0.75KW
机床外形尺寸(长×宽×高)Machine dimension(L×W×H)		1400×1000×1300mm
机床重量(约)Weight(about)		1500Kg
工件夹紧 Workholding		采用液压 Hydraulic

YK2550 数控锥齿轮研齿机

Yk2550 CNC BEVEL GEAR LAPPING MACHINE

机床用途：

- 本机床主要用于汽车、摩托车、拖拉机等制造工业和其他机器制造工业中研磨正交（轴交角为90°）的锥齿轮副及准双曲面齿轮副。

机床工作原理：

- 机床三坐标联动，改变齿轮副的偏置距及大小齿轮的安装距，使齿轮副齿面间相对滑移，实现齿轮副的研磨。

Machine use:

- This machine tool is mainly used for grinding orthogonal bevel gear pairs and hypoid gear pairs in automobile, motorcycle, tractor manufacturing industry and other machine manufacturing industries.

Machine tool working principle:

- The working principle of the machine tool: three coordinate linkage of the machine tool changes the offset distance of the gear pair and the mounting distance of the large and small gear so as to make the relative slip between the tooth surfaces of the gear pair and realize the grinding of the gear pair.

主要功能和特點

- 机床配置SINUMERIK 828D 系统
- 机床三坐标采用直线导轨
- 自动控制研磨路径
- 数据库自动存储齿轮副调整卡
- 自动检测齿厚偏差及齿侧间隙
- 齿轮副自动对齿及自动甩干
- 直线导轨及主轴轴承自动润滑

Main Structure Features

- Machine tool configuration SINUMERIK 828D system
- Linear guideway is used in three-dimensional coordinate of machine tool
- Automatic control of grinding path
- Automatic database storage gear pair adjustment card
- Automatic detection of tooth thickness deviation and tooth side clearance
- Automatic gear alignment and automatic drying
- Automatic Lubrication of Linear Guides and Spindle bearings

主要技术参数：
Specification

最大工件直径（10:1）Max.workpiece diameter(10:1)			500mm
最大工件直径（1:1）Max.workpiece diameter(1:1)			350mm
主动主轴 Driving spindle	锥孔轴线至从动主轴端面的距离 Distance from the axis of a conical hole to the end of the driven spindle		130-270(有效 valid195)mm
	锥孔大端直径×深度 Cone hole Big end diameter×depth		ϕ100×150mm
	锥度 Taper		1:20
从动主轴 Following spindle	锥孔轴线至主动主轴端面的距离 Distance from the axis of a conical hole to the end of the driving spindle		120-320mm
	锥孔大端直径×深度 Cone hole Big end diameter×depth		ϕ80×120mm
	锥度 Taper		1:20
	锥孔轴线的偏置 Offset of the cone axis	机床中心以上 Above the machine center	75mm
	调整范围 Adjustable range	机床中心以下 Below the machine center	75mm
主动主轴转速 Driving spindle speed(Continuously variable speed)			0-2000r/min,无级变速 0-2000r/min,Continuously variable speed
数控系统 CNC System			三菱+专用模块 Mitsubishi+ special module
液压油泵 VP-20F-AM Hydraulic oil pump			2.5Mpa 20ml/r
液压电机 2HP Hydraulic motor			1.5KW 1450r/min
电机 Motor	主电机 伺服电机 Main motor servo motor		3.7KW
	X 轴 伺服电机 X-axis servo motor		1.5KW
	Y 轴 伺服电机 Y-axis servo motor		3.5KW
	Z 轴 伺服电机 Z-axis servo motor		3.5KW
	研磨泵电机 Y90S-2 Lapping pump motor Y90S-2		1.5KW 2840r/min
	搅拌减速电动机总成 BLYO-35-0.75 Mixing gear motor assembly BLYO-35-0.75		0.75KW 1400r/min
	齿轮副加载及工件甩干伺服电机 Gear pair loading and workpiece drying servo motor		3.7KW
外形尺寸（长×宽×高） Dimension (L×W×H)			2900×2150×2100mm
机床重量（约） Weight(approv.)			5500Kg

YKB2550 单轴数控锥齿轮研齿机

YKB2550 SINGLE AXIS CNC BEVEL GEAR LAPPING MACHINE

产品特点

- 1. 自动对齿功能，自动完成齿轮副的对齿，从而进行研齿循环。可减轻操作者的劳动强度和增加工作效率
- 2. 机床工作时，工件夹紧后主动箱再前进，可避免齿轮在夹具中可能产生的位移情况。
- 3. 调整摆角角度自动储存，方便操作
- 4. 研齿循环中能快速启停
- 5. 加载采用了伺服电机
- 6. 采用了伺服电机+滚珠丝杆的单轴数控方式，齿轮副退侧隙准确、稳定；避免漏油的隐患

Features

- 1. Automatic tooth matching function, automatically complete the pair of teeth of the gear pair, so as to carry out the grinding cycle. Reduces labor intensity and increases work efficiency
- 2. When the machine is working, the active box can be moved forward after the workpiece is clamped, which can avoid the displacement of the gear in the fixture.
- 3. Adjust the angle of the swing angle to automatically store, easy to operate
- 4. Can start and stop quickly in the grinding cycle
- 5. The load uses a servo motor
- 6. Adopting the single-axis numerical control mode of servo motor + ball screw, the gear side retracting backlash is accurate and stable; avoiding the hidden danger of oil leakage

机床用途：

- 本机床使用于研磨正交(即轴交角为90°)的螺旋锥齿轮副。齿轮副经研磨，可以修正因热处理产生的齿面微量变形，获得较高的齿面粗糙度减小工作震动降低噪音，提高传动效率和使用寿命。
- 为了保证齿形精度，减少研磨余量，提高研磨效率，切齿时应根据热处理变性规律，规定热钱吃面接触区的位置、形状和大小，以便热后能基本保证解除(接触区的中点距离以齿宽的40%为宜)。推荐研磨余量(齿厚)为0.05-0.10毫米。

Machine use:

- This machine is used for lapping spiral bevel gears with orthogonal axis angle of 90°. By lapping the gear pairs, the micro deformation of the tooth surface caused by heat treatment can be corrected, and a higher tooth surface roughness can be obtained to reduce the working vibration and reduce the noise, and the transmission efficiency and service life can be improved.
- In order to ensure the accuracy of the tooth profile, the lapping allowance is reduced, the lapping efficiency is improved, and the position, the shape and the size of the contact area of the hot money should be specified according to the heat treatment and denaturalization rule, so as to ensure the release (the midpoint distance of the contact area is preferably 40% of the tooth width) after the heat treatment. The recommended lapping allowance (tooth thickness) is 0.05-0.10 mm.

主要技术参数：
Specification

最大工件直径(10:1)Max.workpiece diameter(10:1)			500mm
最大工件直径(1:1)Max.workpiece diameter(1:1)			350mm
主动主轴 Driving spindle	锥孔轴线至从动主轴端面的距离 Distance from the axis of a conical hole to the end of the driven spindle		130-270(有效 valid195)mm
	锥孔大端直径×深度 Cone hole Big end diameter×depth		ϕ100×150mm
	锥度 Taper		1:20
从动主轴 Following spindle	锥孔轴线至主动主轴端面的距离 Distance from the axis of a conical hole to the end of the driving spindle		120-320mm
	锥孔大端直径×深度 Cone hole Big end diameter×depth		ϕ80×120mm
	锥度 Taper		1:20
	锥孔轴线的偏置 Offset of the cone axis	机床中心以上 Above the machine center	75mm
	调整范围 Adjustable range	机床中心以下 Below the machine center	75mm
摆动节锥的最大摆动角度 Max.swing angle of the swing cone			±2°
主动主轴转速(无级变速) Driving spindle speed(Continuously variable speed)			0-1450r/min
摆动节锥循环次数(无级变速，摆角±30′时) Numbers of swinging cones(Continuously variable speed,swing angle ±30′)			1-7 次/分 1-7times/min
电机 Motor	主电动机 Y112M-4 Main motor Y112M-4		4KW 1450r/min
	甩干电机 Y90L-2 Dry motor Y90L-2		2.2KW 2840r/min
	摆角电动机 Y90L-6 Swing angle motor Y90L-6		1.1KW 910r/min
	油泵电动机 2HP Oil pump motor 2HP		1.5KW 1440r/min
	研料泵电机 Y90S-2 Lapping pump motor Y90S-2		1.5KW 2840r/min
	搅拌减速电机总成 BLYO-35-0.75 Mixing motor assembly N38B8-270PKVC		0.75KW 1400r/min
	主动箱伺服电机 HG-SN(B)J-S152 Driving box servo motor HG-SN(B)J-S152		1.5KWB5
	伺服加载电机 CTB-43P7ZXA15-XXXP Servo loading motor N38B8-270PKVC		3.7KW 23.6NM
	旋转编码器 N38B8-270PKVC Rotary encoder N38B8-270PKVC		引出线 1.2 米 leading line 1.2M
液压油泵 VP-20F-AM 机 Hydraulic oil pump VP-20F-AM			2.5Mpa 20ml/r
外形尺寸(长×宽×高)Dimension (L×W×H)			2200×1800×1750mm
净重(包括配电柜)约 Net weight(including power distribution cabinet)approv.			4500Kg

YB2550 半自动锥齿轮研齿机
YB2550 SEMI-AUTOMATIC BEVEL GEAR LAPPING MACHINE

机床用途：

- 本机床主要用于汽车、拖拉机制造工业和其他机器制造工业中研磨正交(轴间角90°)的锥齿轮副及准双曲面齿轮副。
- 本机床采用“摆动小轮节锥原理”研齿。齿轮副经研磨后，齿廓表面粗糙度可提高，并可修整齿面在热处理后的微量变形，提高齿面接触精度，降低齿轮噪声。

Machine use:

- This machine tool is mainly used for lapping orthogonal bevel gear pairs and hypoid gear pairs in automobile, tractor manufacturing industry and other machine manufacturing industries.
- This machine adopts "swing wheel pitch cone principle" lapping teeth. After grinding, the roughness of tooth profile surface can be improved, and the micro deformation of tooth surface can be modified after heat treatment, the contact precision of tooth surface can be improved and the noise of gear can be reduced.

主要技术参数：
Specification

最大工件直径(10:1)Max.workpiece diameter(10:1)		500mm
最大工件直径(1:1)Max.workpiece diameter(1:1)		350mm
主动箱 Driving box	锥孔轴线至从动主轴端面的距离 Distance from the axis of a conical hole to the end of the driven spindle	130-270(有效 valid195)mm
	锥孔大端直径×深度 Cone hole Big end diameter×depth	ϕ100×150mm
	锥度 Taper	1:20
从动箱 Driven box	锥孔轴线至主动主轴端面的距离 Distance from the axis of a conical hole to the end of the driving spindle	120-320mm
	锥孔大端直径×深度 Cone hole Big end diameter×depth	ϕ80×120mm
	锥度 Taper	1:20
	主动主轴转速(无极调速) Rotation speed of main driving shaft(continuous)	0-1450r/min
	锥孔轴线的偏置 Offset of the cone axis — 机床中心以上 Above the machine center	75mm
	调整范围 Adjustable range — 机床中心以下 Below the machine center	75mm
摆角机构 Swing mechanism	摆动机构循环次数(分钟) circulation times of the swing mechanism(min)	1-7 次，无极调速，摆角±30° 1-7times
	最大摆角 Max.swing angle	±2°
电机 Motor	主电机 main motor	4KW 1440r/min
	油泵电机 oil pump motor	2.2KW 1400r/min
	摆动电机 swing motor	1.1KW 910r/min
	研料泵电机 lapping pump motor	1.5KW 2880r/min
	搅拌电机 mixing motor	0.75KW 1400r/min
	齿轮副加载及工件甩干伺服电机 Gear pair loading and workpiece drying servo motor	3.7KW
	变量油泵 variable oil pump	VP-40-F-A_2
	流量 flow rate	40ml/r
	压力 pressure	2.5Mpa
外形尺寸(长×宽×高)Dimension (L×W×H)		2200×1800×1750mm
包装尺寸(长×宽×高)Package Dimension (L×W×H)		3080×2060×2140mm
毛重/净重 Net weight /gross weight		4700Kg/5500Kg

YK8132 数控圆柱齿轮研齿机

YK8231 CNC CYLINDRICAL GEAR LAPPING MACHINE

机床用途：

- 本机床是利用工件啮合的运转(正转和反向运转)过程中齿面间具有相对滑移的特性，再给工件从动轮一个适当的制动力矩和不断向齿面间注入研磨液改善齿面的质量，减小其工作振动和噪声，提高其表面粗糙度、工作平稳性和使用寿命。
- 本机床用于圆柱齿轮副硬齿面的光整加工工序。

Machine use:

- The machine makes use of the relative slip between the tooth surfaces during the meshing process of the workpiece (positive and reverse running), and then gives the follower wheel an appropriate braking moment and continuously injects grinding fluid into the tooth surface to improve the quality of the tooth surface. Reduce its working vibration and noise, improve its surface roughness, working stability and service life.
- This machine tool is used to finish the hard tooth surface of cylindrical gear pair.

主要技术参数：

Specification

最大工件直径(10:1) Max.workpiece diameter(10:1)		320mm
最大工件直径(1:1) Max.workpiece diameter(1:1)		200mm
主动主轴 Driving spindle	锥孔轴线至从动主轴端面的距离 Distance from the axis of a conical hole to the end of the driven spindle	0-250mm
	锥孔大端直径×深度 Cone hole Big end diameter×depth	ϕ60×80mm
	锥度 Taper	1:20
从动主轴 Driven spindle	锥孔轴线至主动主轴端面的距离 Distance from the axis of a conical hole to the end of the driving spindle	110-250mm
	锥孔大端直径×深度 Cone hole Big end diameter×depth	ϕ60×80mm
	锥度 Taper	1:20
主动主轴转速(无级变速) Driving spindle speed(continuous)		0-1450r/min
电机 Motor	主电机 main motor	1.1KW 1450r/min
	主动箱移动伺服电动机 Driving box mobile servo motor	1.5KW 2000r/min
	从动箱移动伺服电机 Driven box mobile servo motor	1.5KW 2000r/min
	油泵电机 Oil pump motor	0.75KW 1420r/min
	研磨电机 Lapping motor	1.5KW 2840r/min
	减速电机 Geared motor	0.75KW 1385r/min
	加载伺服电机 Loading servo motor	1.5KW
液压油泵 Hydraulic oil pump		2.5Mpa 12ml/r
外形尺寸(长×宽×高) Dimension (L×W×H)		1800×1450×1750mm

YB2580 半自动锥齿轮研齿机

YB2580 SEMI-AUTOMATIC BEVEL GEAR LAPPING MACHINE



机床用途：

- 本机床主要用于汽车、拖拉机，冶金，矿山机械，制造工业和其他机器制造工业中轴交角为90°的锥齿轮副的研齿工艺。
- 本机床采用“摆动小轮节锥原理”研齿。研齿后，提高齿面粗糙度，并可修整齿面在热处理后的微量变形，提高齿面接触精度，降低齿轮噪声

Machine use:

- This machine tool is mainly used in the lapping process of bevel gear pairs with 90 °axis angle in automobile, tractor, metallurgy, mining machinery, manufacturing industry and other machinery manufacturing industry.
- This machine adopts "swing wheel pitch cone principle" lapping teeth. After lapping, the roughness of tooth surface can be improved, and the micro deformation of tooth surface can be trimmed after heat treatment, the contact precision of tooth surface can be improved and the noise of gear can be reduced.

主要技术参数：

Specification

最大工件直径(10:1)Max.workpiece diameter(10:1)	800mm
最大工件直径(1:1)Max.workpiece diameter(1:1)	450mm
从动主轴偏置量 Driven spindle offset	±75mm
主动主轴轴线至从动主轴端距 Distance from the main driving shaft axis to driven main shaft end face	150-350mm
从动主轴轴线至主动主轴端距 Distance from the main driven shaft axis to driving main shaft end face	180-500mm
主从动主轴锥孔 直径×深度 Diameter×depth of taper hole in driving and driven spindle taper hole	153×180(1:20)
主动主轴锥套锥孔 直径×深度 Diameter×depth of main driving shaft taper sleeve and taper hole	100×150(1:20)
从动主轴锥套锥孔 直径×深度 Diameter×depth of main driven shaft taper sleeve and taper hole	80×120(1:20)
电机总容量 Motor	13.67KW
主机外形尺寸 Machine size	2100mm×2050mm×1850mm
机床重量 Weight	6500Kg

产品特点：

1. 主动箱移动采用滚动导轨副，主动箱驱动、立柱及从动箱驱动采用双螺母丝杆副，液压夹紧，自动退侧隙机构；
2. 具有摆角超程信号检测功能，设有复位装置及超程报警和故障报警装置
3. 机床采用PLC控制，主轴及摆角速度均采用变频器无极调速
4. 摆角开关采用无触点接近开关
5. 独立的外置式液压工作站
6. 研齿循环结束后，设有自动脱齿甩干机构
7. 主、从动主轴采用自动润滑
8. 外接控制电路采用航空插座接线装置

Features:

1. The active box moves with rolling guide pair, the active box drive, the column and the driven box drive adopt double nut screw pair, hydraulic clamping, automatic backlash mechanism;
2. With swing angle over-travel signal detection function, with reset device and over-range alarm and fault alarm device
3. The machine tool adopts PLC control. The spindle and swing angle speed are all controlled by the inverter.
4. The swing angle switch uses a non-contact proximity switch
5. Independent external hydraulic workstation
6. After the grinding tooth cycle is finished, there is an automatic tooth removal drying mechanism
7. The main and slave spindles are automatically lubricated
8. The external control circuit uses aviation socket wiring device

YKB YKD 9550

数控锥齿轮滚动检查机
YKB9550 CNC BEVEL GEAR ROLLING TESTING MACHINE

数控低噪声锥齿轮检查机
YKD9550 CNC LOW NOISE BEVEL GEAR TESTER

机床用途：

- 本机床是锥齿轮切齿机床的主要配套设备之一。用涂色法在低制动负荷状态下经短期运行后，检查轴交角90°的各种锥齿轮副的接触精度(即接触区的位置和接触区的形态)、齿侧间隙、安装距、噪声等。同时，它所提供的检验数据是调整切齿机床以及指导锥齿轮副安装的依据.根据液体动静力学原理制作的主轴轴承，不但消除了大为噪声，使整机工作噪声大为下降，而且还增强了轴承刚度。适用于汽车、拖拉机、机床及其他机械制造行业。

机床特点：

1. 该机床具有自动对齿功能
2. 具有检测齿轮齿厚变动量及齿轮副侧隙的功能
3. 小轮移动(前进、后退、退齿轮副侧隙)采用伺服电机+滚珠丝杆结构
4、低噪声主轴轴承采用动静压轴承

Machine use:

- This machine is one of the main supporting equipment of bevel gear cutter. The contact accuracy (i.e. the position of contact area and the shape of contact area), tooth clearance, installation distance and noise of various bevel gear pairs with shaft intersection angle of 90 °after short-term operation under low braking load were examined by the colouring method. At the same time, the inspection data provided are the basis for adjusting the cutter and guiding the installation of bevel gear pairs. The spindle bearing made according to the principle of liquid static and static mechanics not only eliminates the great noise, reduces the working noise of the whole machine, but also enhances the stiffness of the bearing. Suitable for automobile, tractor, machine tool and other machinery manufacturing industry.

Machine tool characteristics:

1. The machine has the function of automatic gear alignment
2. It has the function of detecting the change of gear tooth thickness and the backlash of gear pair.
3. The small-wheel movement (forward, backward and reverse gear pair backlash) adopts the structure of servo motor + ball screw
4. Dynamic and static bearing using in the low noise spindle bearing

主要技术参数：
Specification

最大工件直径(10:1) Max.workpiece diameter(10:1)			500mm
主动主轴 Driving spindle	锥孔轴线至从动主轴端面的距离 Distance from the axis of a conical hole to the end of the driven spindle		130-270mm
	锥孔大端直径×深度 Cone hole Big end diameter×depth		ϕ100×150mm
	锥度 Taper		1:20
	转速(无级) Speed(continuous)		0-2000r/min
从动主轴 Driven spindle	锥孔轴线至主动主轴端面的距离 Distance from the axis of a conical hole to the end of the driving spindle		120-320mm
	锥孔大端直径×深度 Cone hole Big end diameter×depth		ϕ80×120mm
	锥度 Taper		1:20
	锥孔轴线的偏置调整范围 Adjustable range of the taper hole shaft axis offset	机床中心以上 Above the machine center	75mm
		机床中心以下 Below the machine center	75mm
电机 Motor	主电机 main motor		5.5KW servo motor
	X 轴电机 X-axis motor		1.5KW servo motor
	加载电机 Loading motor		3.7KW servo motor
	主液压电动机 Main hydraulic motor		0.75KW 变量泵 Variable pump 1400r/min
	主轴静压油电机 Spindle Static pressure oil motor		0.75KW 变量泵 Variable pump 1400r/min
外形尺寸(长×宽×高) Dimension (L×W×H)			2250×1700×2000mm
净重 Net weight			5000Kg

YB9550 半自动锥齿轮滚动检查机

YB9550 SEMI-AUTOMATIC BEVEL GEAR ROLLING TESTING MACHINE

机床用途：

- 本机床是锥齿轮切齿机床的主要配套设备之一。用涂色法在低制动负荷状态下经短期运行后，检查轴交角90°的各种锥齿轮副的接触精度(即接触区的位置和接触区的形态)、齿侧间隙、安装距、噪声等。同时，它所提供的检验数据是调整切齿机床以及指导锥齿轮副安装的依据。
- 本机床为半自动工件，除由人工上下工件外，其余均为自动(机械电气以及液压动作配合自动实现)。主动主轴具有高、低、正传和反转，以及高低速正传、冲动等速度，可无极调节，供用户选用。

Machine Use:

- This machine is one of the main supporting equipment of bevel gear cutter. The contact accuracy (i.e. the position of contact area and the shape of contact area), tooth clearance, installation distance and noise of various bevel gear pairs with shaft intersection angle of 90 °after short-term operation under low braking load were examined by the colouring method. At the same time, the inspection data provided are the basis for adjusting the cutter and guiding the installation of bevel gear pairs.
- The machine is semi-automatic workpiece, except manual upper and lower workpieces, the rest are automatic (mechanical electrical and hydraulic movement with automatic realization). Active spindle with high, low, forward and reverse, as well as high and low speed forward, impulse and other speed, can be non-polar adjustment, for users to choose.

主要技术参数：
Specification

最大工件直径(10:1) Max.workpiece diameter(10:1)			500mm
最大工件直径(1:1) Max.workpiece diameter(1:1)			350mm
主动箱 Driving box	主轴中心线至从动箱端面的距离 Distance from the centerline of the spindle to the end of the driven box		130-270mm
	主轴锥孔大端直径×深度 Spindle taper hole Big end diameter×depth		ϕ100×150mm
	锥度 Taper		1:20
从动箱 Driven box	主轴中心线至主动箱端面的距离 Distance from the centerline of the spindle to the end of the driving box		120-320mm
	主轴锥孔大端直径×深度 Spindle taper hole Big end diameter×depth		ϕ80×120mm
	锥度 Taper		1:20
	锥孔轴线的偏置调整范围 Adjustable range of the taper hole shaft axis offset	机床中心以上 Above the machine center	75mm
		机床中心以下 Below the machine center	75mm
电机 Motor	电机总容量 Motor capacity		6.2KW
	主电机 Main motor		4KW
	液压电机 Hydraulic motor		2.2KW
	变量油泵 Variable oil pump		40ml/r
外形尺寸(长×宽×高)Dimension (L×W×H)			1800×1550×1800mm
包装尺寸(长×宽×高)Package dimension (L×W×H)			2750×1950×2140mm
净重 Net weight			3300Kg
毛重 Gross weight			4000Kg

YD YDX 9550

低噪声半自动锥齿轮滚动检查机
YD9550 LOW NOISE SEMI-AUTOMATIC BEVEL GEAR ROLLING TESTING MACHINE

低噪声数显锥齿轮滚动检查机
YDX9550 LOW NOISE DIGITAL DISPLAY SEMI-AUTOMATIC BEVEL GEAR ROLLING TESTING MACHINE

机床用途：

- 本机床是锥齿轮切齿机床的主要配套设备之一，用涂色法在低制动负荷状态下经短期运行后，检查轴交角为90°的各种锥齿轮副的接触区的位置和接触区的形态以及齿侧间隙，安装距、噪音等。同时，它所提供的检验数据是调整切齿机床及锥齿轮副安装调整的依据。
- 本机床为半自动工作，除由人工上、下工件外，其余均为机械、电气以及液压动作配合自动实现。主动主轴具有高、低正传和反转(变频无级调速)，供用户选用。
- 本机床的显著特点是根据液体动静力学原理制作的主轴轴承，不但降低轴承噪声，而且还增强了轴承钢度。另外电机采用低噪声电机，使整机工作噪声不大于65DB。

Machine Use:

- The machine tool is one of the main supporting equipment of bevel gear cutting machine. After short-term operation under low braking load, the position and shape of contact zone and tooth side clearance of various bevel gear pairs with shaft intersection angle of 90 °are checked. Mounting distance, noise, etc. At the same time, the inspection data provided are the basis for adjusting the gear cutter and bevel gear pair installation.
- The machine is semi-automatic, except manual upper and lower workpieces, the rest are automatically realized with mechanical, electrical and hydraulic action. Active spindle with high, low forward transmission and inversion (variable frequency stepless speed regulation), for users to choose.
- The remarkable feature of this machine is that the spindle bearing is made according to the principle of liquid static and static mechanics, which not only reduces the bearing noise, but also enhances the bearing steel degree. In addition, the motor adopts low noise motor, so that the working noise of the whole machine is no more than 65DB.

主要技术参数：
Specification

最大工件直径(10:1) Max.workpiece diameter(10:1)			500mm
最大工件直径(1:1) Max.workpiece diameter(1:1)			350mm
主动主轴 Driving spindle	锥孔轴线至从动主轴端面的距离 Distance from the axis of a conical hole to the end of the driven spindle		130-270mm
	锥孔大端直径×深度 Cone hole Big end diameter×depth		ϕ100×150mm
	锥度 Taper		1:20
	转速(无级) Speed(continuous)		0-2000r/min
从动主轴 Driven spindle	锥孔轴线至主动主轴端面的距离 Distance from the axis of a conical hole to the end of the driving spindle		120-320mm
	锥孔大端直径×深度 Cone hole Big end diameter×depth		ϕ80×120mm
	锥度 Taper		1:20
	锥孔轴线的偏置调整范围 Adjustable range of the taper hole shaft axis offset	机床中心以上 Above the machine center	75mm
		机床中心以下 Below the machine center	75mm
电机总容量 Motor total capacity			9.7KW
外形尺寸(长×宽×高) Dimension (L×W×H)			1800×1500×1800mm
净重 Net weight			3700Kg

YK9550 数控检查机
YK9550 CNC BEVEL GEAR TESTER

机床用途：

- 本机床系锥齿轮切齿机床的主要配套辅助设备之一，用于摹拟检查正交(即轴交角为90°)锥齿轮副的接触精度、安装距、齿侧间隙及工作平稳性等。并可根据检查结果确定切齿机床的补充调整数据和锥齿轮副的装配调整数据。
- 本机床适用于汽车、拖拉机、机床及其它机械制造行业。

主要特点

1. 采用三轴数控，实现大小轮安装距、偏置距调整，自动退侧隙按(接触屏上设定，PLC控制)
2. 自动检测齿轮副的齿厚偏差
3. 具有量化的加载力矩(接触屏上显示)
4. 机床具有自动对齿功能
5. 立柱液压自动加紧

Machine Use:

- This machine tool is one of the main auxiliary equipment of bevel gear cutting machine, which is used to simulate and check the contact precision, installation distance, tooth side clearance and working stability of orthogonal bevel gear pair (that is, axis angle is 90°). The supplementary adjustment data of the cutting machine tool and the assembly adjustment data of the bevel gear pair can be determined according to the inspection results.
- This machine tool is suitable for automobile, tractor, machine tool and other machinery manufacturing industry.

MAIN FEATURES

1. Adopt three-axis numerical control, realize the installation distance of the wheel, adjust the offset distance, and press the backlash automatically (setting on the contact screen, PLC control)
2. Automatic detection of tooth thickness deviation of gear pair
3. Load torque with quantification (displayed on contact screen)
4. The machine tool has the function of automatic gear alignment
5. Column hydraulic automatic tightening

主要技术参数：
Specification

最大工件直径(10:1) Max.workpiece diameter(10:1)			500mm
最大工件直径(1:1) Max.workpiece diameter(1:1)			350mm
主动主轴 Driving spindle	锥孔轴线至从动主轴端面的距离 Distance from the axis of a conical hole to the end of the driven spindle		130-270mm
	锥孔大端直径×深度 Cone hole Big end diameter×depth		ϕ100×150mm
	锥度 Taper		1:20
	转速(无级)Speed(continuous)		0-2000r/min
从动主轴 Driven spindle	锥孔轴线至主动主轴端面的距离 Distance from the axis of a conical hole to the end of the driving spindle		120-320mm
	锥孔大端直径×深度 Cone hole Big end diameter×depth		ϕ80×120mm
	锥度 Taper		1:20
	锥孔轴线的偏置调整范围 Adjustable range of the taper hole shaft axis offset	机床中心以上 Above the machine center	75mm
		机床中心以下 Below the machine center	75mm
电机 Motor	主电机 motor		3.7KW servo motor
	X 轴电机 X-axis motor		2.0KW servo motor
	Y 轴电机 Y-axis motor		2.5KW servo motor
	Z 轴电机 Z-axis motor		3.5KW servo motor
	加载电机 loading motor		3.7KW servo motor
	油泵电机 oil pump motor		1.5KW 1400r/min
液压油泵 Hydraulic oil pump			2.5Mpa 40ml/r
外形尺寸(长×宽×高) Dimension (L×W×H)			2250×1700×2000mm
重量 weight			4000Kg

YB YBX 9580

半自动锥齿轮滚动检查机
YB9580 SEMI-AUTOMATIC BEVEL GEAR ROLLING TESTING MACHINE

半自动数显锥齿轮滚动检查机
YBX9580 SEMI-AUTOMATIC DIGITAL DISPLAY BEVEL GEAR ROLLING TESTING MACHINE

机床用途：

- 本机床是锥齿轮切齿机床的主要配套设备之一，用涂色法在低制动负荷状态下经短期运行后，检查轴交角为90°的各种锥齿轮副的接触区的位置和接触区的形态以及齿侧间隙，安装距、噪音等。同时，它所提供的检验数据是调整切齿机床及锥齿轮副安装调整的依据。

本机床为半自动工作，除由人装卸工件外，其余为自动控制。

主要特点

1. 主动箱移动导轨采用滚动导轨副、双螺母丝杆驱动和液压锁紧机构
2. 主动主轴采用变频调速
3. 主动箱采用有缓冲装置液压进给和液压锁紧机构
4. 从动箱采用悬挂式框架结构、双螺母丝杆副及液压锁紧
5. 从动主轴采用可调式液压抱闸式加载机构，且可任意调节加载力矩。

Machine Use:

- The machine tool is one of the main supporting equipment of bevel gear cutting machine. After short-term operation under low braking load, the position and shape of contact zone and tooth side clearance of various bevel gear pairs with shaft intersection angle of 90 °are checked. Mounting distance, noise, etc. At the same time, the inspection data provided are the basis for adjusting the gear cutter and bevel gear pair installation.

The machine is semi-automatic, except for loading and unloading workpieces by human, the rest is automatic control.

MAIN FEATURES

1. The moving guide of the active box is made up of rolling guide pairs, double screw wire rod drive and hydraulic locking mechanism
2. Variable Frequency Speed Regulation of active Spindle
3. The hydraulic feed and locking mechanism with buffer device is used in the active box.
4. The follower box adopts suspended frame structure, double screw wire rod pair and hydraulic locking
5. The driven spindle adopts adjustable hydraulic locking loading mechanism, and the loading torque can be adjusted arbitrarily.

主要技术参数：
Specification

最大工件直径(10:1)Max.workpiece diameter(10:1)	800mm
最大工件直径(1:1)Max.workpiece diameter(1:1)	450mm
从动主轴偏置量 Driven spindle offset	±115mm
主动主轴轴线至从动主轴端距 Distance from the main driving shaft axis to driven main shaft end face	160-390mm
从动主轴轴线至主动主轴端距 Distance from the main driven shaft axis to driving main shaft end face	120-520mm
主从动主轴锥孔 直径×深度 Diameter ×depth of taper hole in driving and driven spindle taper hole	153×180(1:20)
主动主轴锥套锥孔 直径×深度 Diameter ×depth of main driving shaft taper sleeve and taper hole	100×150(1:20)
从动主轴锥套锥孔 直径×深度 Diameter ×depth of main driven shaft taper sleeve and taper hole	80×120(1:20)
电机总容量 Motor	9.7KW
主机外形尺寸 Machine size	3100mm×2050mm×1850mm
机床重量 Weight	5500Kg

YW95200 万能锥齿轮滚动检查机

YW95200UNIVERSAL BEVEL GEAR ROLL TESTER



机床用途：

- 本机床是用涂色法将一对涂有显示剂的配对锥齿轮利用夹具分别安装在机床的两根主轴上(规定主动主轴安装小轮，从动主轴安装大轮)。调整机床，使其成正常啮合状态，启动机床，使从动主轴在低制动负荷下主动主轴分别作(最高速度300r/min)正、反转动。经短期运行后，获得齿面接触精度、齿侧间隙、噪声和工作平稳性等。

Machine Use:

- In this machine tool, a pair of pairing bevel gears coated with display agent are installed on the two spindles of the machine by means of the fixture respectively (the active spindle is required to install the small wheel and the driven spindle to install the big wheel). Adjust the machine tool to make it into the normal meshing state, start the machine tool, make the active spindle of the driven spindle under low braking load (maximum speed 300r/min) positive and reverse rotation respectively. After short-term operation, contact accuracy of tooth surface, clearance of tooth side, noise and working stability are obtained.

主要技术参数：
Specification

最大工件直径(10:1) Max.workpiece diameter(10:1)			2000mm
最大工件直径(1:1) Max.workpiece diameter(1:1)			1500mm
主动主轴 Driving spindle	锥孔轴线至从动主轴端面的距离 Distance from the axis of a conical hole to the end of the driven spindle		300-1000mm
	锥孔大端直径×深度 Cone hole Big end diameter×depth		ϕ380×300mm
	锥度 Taper		1:20
	转速(无级) Speed(continuous)		Max300r/min
从动主轴 Driven spindle	锥孔轴线至主动主轴端面的距离 Distance from the axis of a conical hole to the end of the driving spindle		400-1500mm
	锥孔大端直径×深度 Cone hole Big end diameter×depth		ϕ200×200mm
	锥度 Taper		1:20
	与主动主轴锥孔轴线的轴交角 Shaft angle with taper hole shaft of driving spindle		45°-135°
	制动力矩 Braking torque		0-100N.M
	锥孔轴线的偏置调整范围 Adjustable range of the taper hole shaft axis offset	机床中心以上 Above the machine center	160mm
		机床中心以下 Below the machine center	160mm
电机 Motor	主电机 main motor		11KW 960r/min
	减速器电动机 Speed reducer motor		1.5/2.4KW 450/1500r/min
外形尺寸(长×宽×高) Dimension (L×W×H)			3600×3200×2180mm
净重 Net weight			17000Kg

2M6760 直齿锥齿轮双刀盘刀片刃磨机

2M6760 TWIN-HEAD STRAIGHT BEVEL GEAR CUTTER SHARPENER

机床用途：

- 本机床使用于研磨正交(即轴交角为90°)的螺旋锥齿轮副。齿轮副经研磨，可以修正因热处理产生的齿面微量变形，获得较高的齿面粗糙度减小工作震动降低噪音，提高传动效率和使用寿命。
- 为了保证齿形精度，减少研磨余量，提高研磨效率，切齿时应根据热处理变性规律，规定热钱吃面接触区的位置、形状和大小，以便热后能基本保证解除(接触区的中点距离以齿宽的40%为宜)。推荐研磨余量(齿厚)为0.05-0.10毫米。

Machine Use:

- This machine is used for lapping spiral bevel gears with orthogonal axis angle of 90°. By lapping the gear pairs, the micro deformation of the tooth surface caused by heat treatment can be corrected, and a higher tooth surface roughness can be obtained to reduce the working vibration and reduce the noise, and the transmission efficiency and service life can be improved.
- In order to ensure the accuracy of the tooth profile, the lapping allowance is reduced, the lapping efficiency is improved, and the position, the shape and the size of the contact area of the hot money should be specified according to the heat treatment and denaturalization rule, so as to ensure the release (the midpoint distance of the contact area is preferably 40% of the tooth width) after the heat treatment. The recommended lapping allowance (tooth thickness) is 0.05-0.10 mm.

主要技术参数：

Specification

最大刀片长度 Max.cutter length	65mm
磨头转速 Rotation speed of grinding head	2800r/min
工作台转速 Rotation speed of worktable	25r/min
电机总容量 Motor	2.09KW
机床外形尺寸(长×宽×高) Dimension (L×W×H)	830×635×1550mm
包装箱(长×宽×高) Package dimension (L×W×H)	1190×1050×1720mm
机床净重 Net weight	1200Kg
毛重 Gross weight	1600Kg

涨紧盘
DISC TYPE CLAMPING BUSHINGS

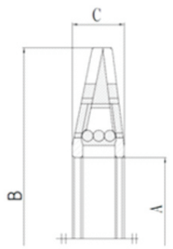



优势及特点
1.高级弹簧钢制作，弹性优良
2.超高涨紧精度，可达0.004mm
3.不易松脱，防屑、防油效果好
4.高分子材料粘接，寿命超长
5.更换简便、快捷，可实现产品的快速更换

Features&advantages:
1. Good elasticity
2. High holding accuracy(0.004mm)
3. Solid, anti crumbs, oil-proof
4. Ultra long lifespan
5. Easy and fast replacement

弹簧夹头
SPRING FIXTURE HEAD



优势及特点
1.采用双锥夹紧定位
2.重复定位精度高，可达0.004mm
3.使用寿命达10000 次以上

Features&advantages:
1.Positioning by biconical clamping
2.High precision of repetitive positioning 0.004mm
3.Service life over 10,000 times

全开涨套(双锥)
SEGMENTED CLAMPING BUSHING(DOUBLE ANGLE)

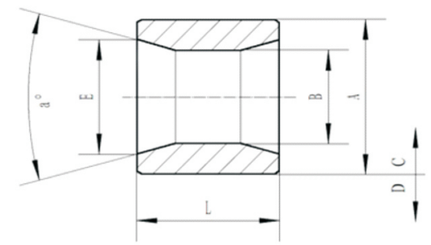

优势及特点
1.硬度高，可达60HRC
2.不易松脱，防屑、防油效果好
3.超高涨紧精度，可达0.004mm
4.高分子材料粘接，寿命超长
5.更换简便、快捷，可实现产品的快速更换

Features&advantages:
1. Good elasticity
2. High holding accuracy(0.004mm)
3. Solid, anti crumbs, oil-proof
4. Ultra long lifespan
5. Easy and fast replacement

全开涨套(单锥)
SEGMENTED CLAMPING BUSHING(SINGLE ANGLE)

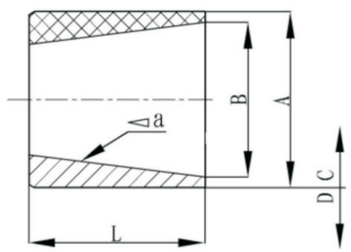

优势及特点
1.硬度高，可达60HRC
2.不易松脱，防屑、防油效果好
3.超高涨紧精度，可达0.004mm
4.高分子材料粘接，寿命超长
5.更换简便、快捷，可实现产品的快速更换

Features&advantages:
1. Good elasticity
2. High holding accuracy(0.004mm)
3. Solid, anti crumbs, oil-proof
4. Ultra long lifespan
5. Easy and fast replacement

铣齿夹具
GEAR MILLING FIXTURE

优势及特点
1.采用整体式双锥结构设计
2.结构简单，减少了零件的装配累积误差
3.整体性能优于普通双锥定位夹具
4.用于弧齿锥齿轮铣齿

Features&advantages:
1.Easy integral structure of double cones
2.Reduction of accumulative part assembly error
3.Integral performance higher than ordinary biconical positioning clamp
4. Using in the spiral bevel gear generator

拉齿夹具
GEAR BROACHING FIXTURE

优势及特点
1.适用于No:606、607等拉齿机床
2.重复定位精度高
3.整体精度小于0.008mm装距的调整

Features&advantages:
1.Using in the No.606 and 607, or other gear broaching machine tools
2.high precision repetitive positioning
3.overall precision less than 0.008mm

滚齿夹具
GEAR HOBBING FIXTURE



优势及特点
1.硬度高，可达60HRC
2.不易松脱，防屑、防油效果好
3.超高夹持精度，可达0.008mm
4.高分子材料粘接，寿命超长
5.更换简便、快捷，可实现产品的快速更换

Features&advantages:
1. Very high hardness(60HRC)
2. Solid, anti crumbs, oil-proof
3. High holding accuracy(0.008mm)
4. Ultra long lifespan
5. Easy and fast replacement

优势及特点
1.硬度高，可达60HRC
2.不易松脱，防屑、防油效果好
3.超高夹持精度，可达0.008mm
4.高分子材料粘接，寿命超长
5.更换简便、快捷，可实现产品的快速更换

Features&advantages:
1. Very high hardness(60HRC)
2. Solid, anti crumbs, oil-proof
3. High holding accuracy(0.008mm)
4. Ultra long lifespan
5. Easy and fast replacement

剃齿夹具
GEAR SHAVING FIXTURE



插齿夹具
GEAR SHARPER



优势及特点
1.以齿圈外圆和端面定位
2.采用弹簧夹头夹紧，
3.具有装夹牢固、方便，重复定位精度高等特点。

Features&advantages:
1.Positioning with the excircle and end face of gear ring
2.Clamping with spring gripping head
3.Easy and firm mounting/ clamping
4.High precision of repetitive positioning

研齿夹具
GEAR LAPPING FIXTURE

优势及特点
1.用于弧齿锥齿轮的研齿加工
2.主动轮采用扩涨套式涨紧
3.从动轮采用碟形涨紧盘(外径452)涨紧
4.整体精度主动轮小于0.005mm
5.从动轮小于0.012mm

Features&advantages:
1.Used for spiral bevel gear grinding
2.Drive gear straining with expansion sleeve
3.Driven gear steaining with expansion disc (O. D. -452)
4.Overall precision for drive gear less than 0.005 mm and less than 0.012mm for driven gear

检查夹具
GEAR TESTER FIXTURE

优势及特点
1. 用于弧齿锥齿轮的配对检查
2. 重复定位精度高
3. 整体精度小于0.008mm

Features&advantages:
1.Used for spiral bevel gear mating check
2.High precision of repetitive positioning
3.Overall precision less than 0.008mm

检查&研齿安装距校正棒、校正环
MOUNTING DISTANCE CORRECTION ROD RING

优势及特点
1. 用于弧齿齿轮副检查
2. 研齿夹具安装距的调整

Features&advantages:
1.Used for spiral bevel gear checking
2.Gear grinding clamp mounting distance verification.

液压磨齿夹具
HYDRAULIC GRINDING FIXTURE



优势及特点
1. 用于液压夹紧装置的磨齿机
2. 利用全开涨套
3. 精度高小于0.008mm
4. 互换性强

Features&advantages:
1.Which is used for gear grinding machine of hydraulic clamping device
2.With segmented clamping bushing
3.High precision less than 0.008mm
4.Strong interchangeability

手动磨齿夹具
MANUAL GRINDING FIXTURE

优势及特点
1. 用于无液压夹紧装置的磨齿机
2. 利用全开涨套
3. 精度高小于0.01mm
4. 互换性强

Features&advantages:
1.This clamp is used for gear grinding machine without hydraulic clamping device
2.With segmented clamping bushing
3.The precision is less than 0.01mm
4.And the interchangeability is strong

磨齿圈端面工装
SURFACE FIXTURE OF GEAR RING GRINDING



优势及特点
1. 采用碟形涨套涨紧工件
2. 以齿圈的内孔和端面定位，磨另一端面
3. 重复定位精度高
4. 装夹简便、牢固。

Features&advantages:
1.Workpiece straining woth disc-shape ecpansion sleeve
2.Positioning with the gear ring inner hole and face to grind the other end face
3.High precision of repecision of repetirive positioning
4.Easy and firm mounting of the clamp

节圆定位磨内孔工装
PROCESS TOOL DOR INNER-HOLES GRINDING BY PITCH CIRCLE POSITIONING

优势及特点
1.以从动齿轮节圆定位磨内孔
2.修正淬火引起的变形
3.减小研磨量
4.液压拉紧装夹方便
5.具有重复定位精度高
6.降低劳动强度，提高生产率等特点

Features&advantages:
1.Gringding the inner hole by method of driven gear pitch circle postitioning
2.Correction of the deformation caused by quenching
3.Reduction od the grinding work
4.Easy hydraulic straining and clamp mounting
5.Repetitive positioning in high precision
6.Decrease of work load and increase of production rate

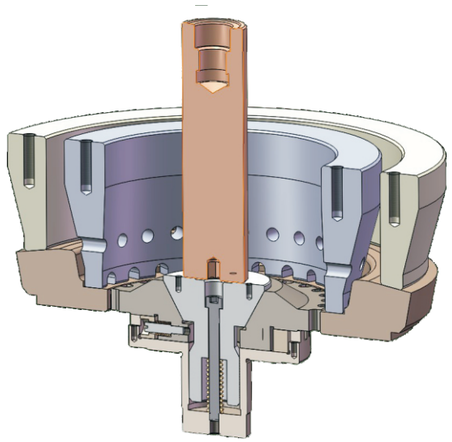

淬火夹具
QUENCHING FIXTURE

优势及特点
1.用于弧齿锥齿轮热处理淬火工序，适用机床Y9050A淬火压床
2.能够有效减少齿轮在淬火过程中的变形，有效控制节圆跳动和平面度
3.夹具成本较低，使用简单、方便

Features&advantages:
1.Using in the heat treatment and quenching process of the spiral bevel gear, and the machine tool Y9050A is suitable for quenching and pressing the bed
2.The deformation of the gear in the quenching process can be effectively reduced, and the round beating and the flatness of the joint can be effectively controlled
3.Simple and convenient to use

圆弧齿检测夹具
ARC TOOTH DETECTION FIXTURE



优势及特点
1.用于切齿后弹性齿形跳动检测
2.精度小于0.01mm

Features&advantages:
1.It is used for detecting the elastic tooth shape after tooth cutting
2.And the precision is less than 0.01mm

硬性夹紧跳动检测
HARD CLAMPING

优势及特点
1.用于切齿后硬性齿形跳动检测

Features&advantages:
1.For hard toothed beating detection after cutting teeth





ZFTK铣齿刀
ZFTK CUTTER

Y2350A刨齿刀
Y2350A GENERATOR CUTTER

刀具特点
Features of cutting blades

该刀具刀体硬度高，刚性好；刀齿数量多、装卸灵活方便、价格低廉、精度高；加工工件质量好，加工效率高；适用于各种进口和国产机床。
The cutter body has features of high hardness,good rigidness;more cutter teeth,easy and flexible assembly and disassembly, low cost, high precision; good processing quality,high processing efficiency,which is applicable to various import and home-made machine tools.

刀具用途
Usage

直齿锥齿轮双刀盘铣刀片用于ZFTK500*10/1型和BF-201A型、YE2725（内江机床厂）YE2726（北京齿轮机床厂）等直齿锥齿轮双刀盘铣齿机。用于ZFTK500*10/1型铣齿机为左右刀片各28片；用于BF-201A、YE2726型铣齿机为左右刀片各36片。
Cutter blades of double cutter-head for straight bevel gears are applicable to double cutter-head straight bevel gear generators of ZFTK500*10/1 and BF-201A,YE2725(Neijiang Machine Tool Works)and YE2726(Beijing Gear Machine Tool Works).For ZFTK500*10/1gear milling machine,28 blades are used respectively on each of left and right sides,and 36 blades respectively on each side BF-201A and YE2726 gear milling machines.

刀片型式分为三种
Blade patterns in three categories

1、压力角 α=20°　　凹入角 δ=5°
2、压力角 α=22°30′　　凹入角 δ=2°30′
3、压力角 α=17°　　凹入角 δ=8°
1、Pressure angle α=20°　Concave angle δ=5°
2、Pressure angle α=22°30′ Concave angle δ=2°30′
3、Pressure angle α=17°　Concave angle δ=8°

刀片标志及示例
Cutter blade marking and sample

订货时请注明：名称、产品自编号、顶刃宽、压力角、凹入角。
例：直齿锥齿轮双刀盘铣刀片QLZ-201 B=0.40 α=20°
For ordering,please note description,product No.,top width,pressure angle and concave angle.
For example,"Cutter blade of double cutter-head for straight bevel gears;QLZ-201;B=0.40;α=20° "

顶刃宽适用范围
Application range of top edge width

顶刃宽 B Topedge width	0.40	0.50	0.60	0.80	1.00
模数M Modulus	1	1.25	1.25-1.75	2-2.25	2.5-2.75
顶刃宽 B Topedge width	1.20	1.40	1.60	1.80	2.00
模数M Modulus	3-3.25	3.5-3.75	4	4.5	5-5.5
顶刃宽 B Topedge width	2.40	2.80	3.20	3.60	4.00
模数M Modulus	6-6.5	7	8	9	10